



Australian  
National  
University

# Graduate Destination Report 2014

## ANU College of Business and Economics

Evaluations Team  
Planning and Performance Measurement  
The Australian National University  
Acton ACT 0200 Australia  
evaluations@anu.edu.au  
<http://unistats.anu.edu.au/surveys>

## ANU College of Business and Economics

The report was compiled using data from the 2014 Australian Graduate Survey (AGS) which captures information on the destination of ANU College of Business and Economics graduates at The Australian National University approximately four months after they have completed their program. This report can be used to give an indication of the numerous directions that graduates take after completing their degree. While the AGS obtains information about the start of graduates' career paths, it does not provide information on where they eventually find themselves in terms of life-long professions and objectives. Please note that completion of the AGS is voluntary and the statistics do not represent the entire body of students graduating for that year.

- A total of 327 graduates from the ANU College of Business and Economics (including combined programs) participated in the survey.
- 64% of undergraduates who were available for full-time work, were working full-time at the time of the survey.
- 57% of students completing postgraduate coursework, who were available for full-time work, were working full-time at the time of the survey.
- 75% of full-time employed graduates were employed in Australia. Of those employed overseas, the greatest proportion were working in China and Malaysia.
- Within 4 months after graduation, graduates reported being employed in the private sector (51%), versus the public sector (44%).
- 27% of students completing undergraduate programs, were enrolled in further full-time study.
- Of those graduates working full-time, 84% were not seeking a new role, indicating good levels of job satisfaction.
- The average gross annual Australian starting salary for graduates of the college was \$58,175 for undergraduates (n = 40), \$71,330 for postgraduates (n = 12).  
'n' indicates the number of responses
- Graduates relied on a broad range of methods to locate their employment including internet advertisements (22%), family or friends (18%).

Further information is available from:

Evaluations Team

Planning and Performance Measurement, ANU

[evaluations@anu.edu.au](mailto:evaluations@anu.edu.au)

<http://unistats.anu.edu.au/surveys/gds/>

## Introduction

This report was compiled using Australian National University data from the 2014 Australian Graduate Survey (AGS) which captured information on the destination of all 2013 ANU College of Business and Economics (CBE) graduates approximately four months after completing their program of study.

A total of 327 graduates from CBE participated in the survey. The following tables and charts provide more detailed information about the destinations of graduates from CBE.

Table 1: Respondents by level of study to the AGS, 2014

Program Career	Respondents
Undergraduate	185
Postgraduate	134
Higher Degree Research	8
<b>Total</b>	<b>327</b>

## Employment Rates

Sixty-one percent (61%) of CBE graduates, who were available for full-time employment, were working full-time at the time of the survey. See Table 2 and 2A below:

Table 2: Employment Rates of graduates available for full-time employment, 2014 by level of study

Employment Outcome (4 months after graduation)	Undergraduate	Postgraduate	Higher Degree Research	All Study Levels
In Full-time Employment	64%	57%	71%	61%
Seeking Full-time Employment	36%	43%	29%	39%
<b>Total</b>	<b>100%</b>	<b>100%</b>	<b>100%</b>	<b>100%</b>

Table 2A: Full-time employment rates by residency status and level of study, 2014

Residency	Program Career	Full-time Employment	Seeking Full- time Employment	Total
Australian	Undergraduate	70%	30%	100%
	Postgraduate	82%	18%	100%
	Higher Degree Research	100%	0%	100%
<b>Australian Total</b>		<b>75%</b>	<b>25%</b>	<b>100%</b>
Overseas	Undergraduate	51%	49%	100%
	Postgraduate	38%	63%	100%
	Higher Degree Research	0%	100%	100%
<b>Overseas Total</b>		<b>42%</b>	<b>58%</b>	<b>100%</b>
<b>Grand Total</b>		<b>61%</b>	<b>39%</b>	<b>100%</b>

## Employment Location

Seventy-five percent (75%) of full-time employed CBE graduates were employed in Australia see Table 3. For details of countries of employment, see Table 4.

Table 3: Locations of employment, by level of study, 2014

Residency	Program Career	No Details	Australian Employment	Overseas Employment	Total
Australian	Undergraduate	0%	93%	7%	100%
	Postgraduate	0%	100%	0%	100%
	Higher Degree Research	0%	100%	0%	100%
Australian Total		0%	96%	4%	100%
Overseas	Undergraduate	0%	37%	63%	100%
	Postgraduate	5%	10%	86%	100%
Overseas Total		3%	23%	75%	100%
<b>Grand Total</b>		<b>1%</b>	<b>75%</b>	<b>25%</b>	<b>100%</b>

Table 4: Countries of full-time employment, by level of study, 2014

Residency	Country of Employment	Undergraduate	Postgraduate	Higher Degree Research	Total
Australian	Australia	54	36	5	95
	China (excludes SARs & Taiwan Province)	1			1
	Hong Kong (SAR of China)	1			1
	Japan	1			1
Australian Total		57	36	5	98
Overseas	Australia	7	3		10
	Afghanistan		1		1
	China (excludes SARs & Taiwan Province)	3	9		12
	Colombia		1		1
	Ecuador		1		1
	Hong Kong (SAR of China)	1	1		2
	Indonesia	1	2		3
	Malaysia	4			4
	Mongolia		1		1
	New Zealand	1			1
	Philippines		1		1
	Singapore	1	1		2
	Taiwan	1			1
	Overseas Total		19	21	
<b>Grand Total</b>		<b>76</b>	<b>57</b>	<b>5</b>	<b>138</b>

## Employment Sectors

Approximately four months after graduation, CBE graduates reported being employed in the private sector with an average of 51%, followed by 44% in the public sector. See Chart 1.

Chart 1: Employment sectors of full-time employed graduates, by level of study, 2014

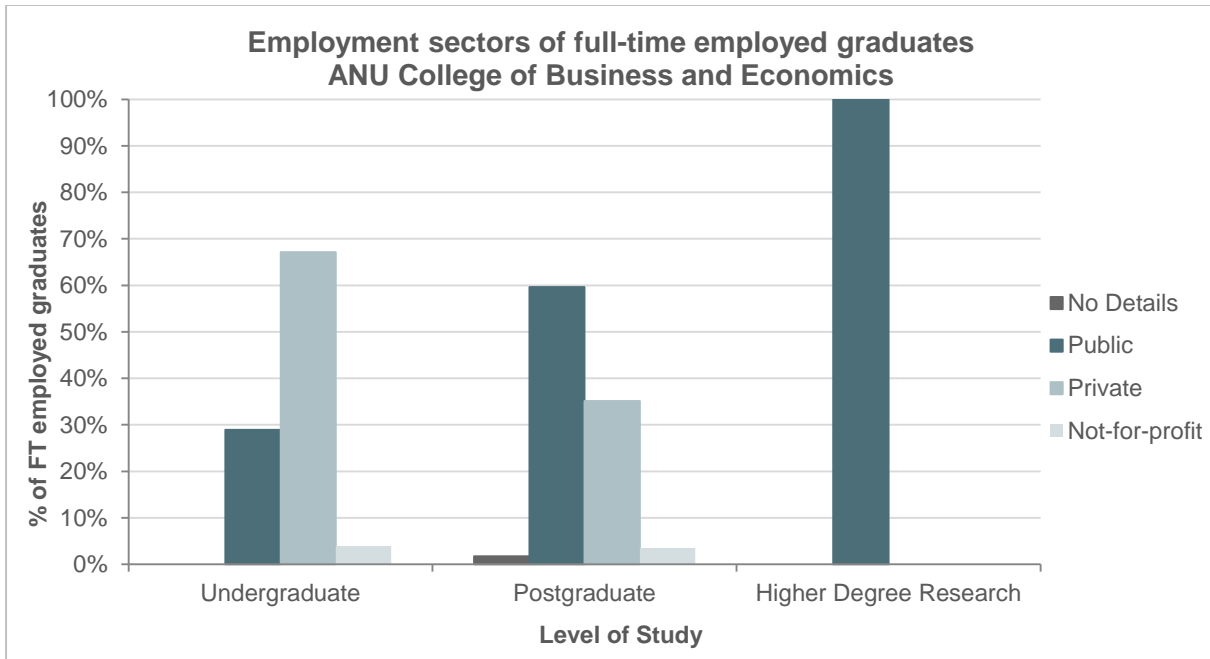


Chart 1a: Employment sectors of full-time employed domestic graduates, by level of study, 2014

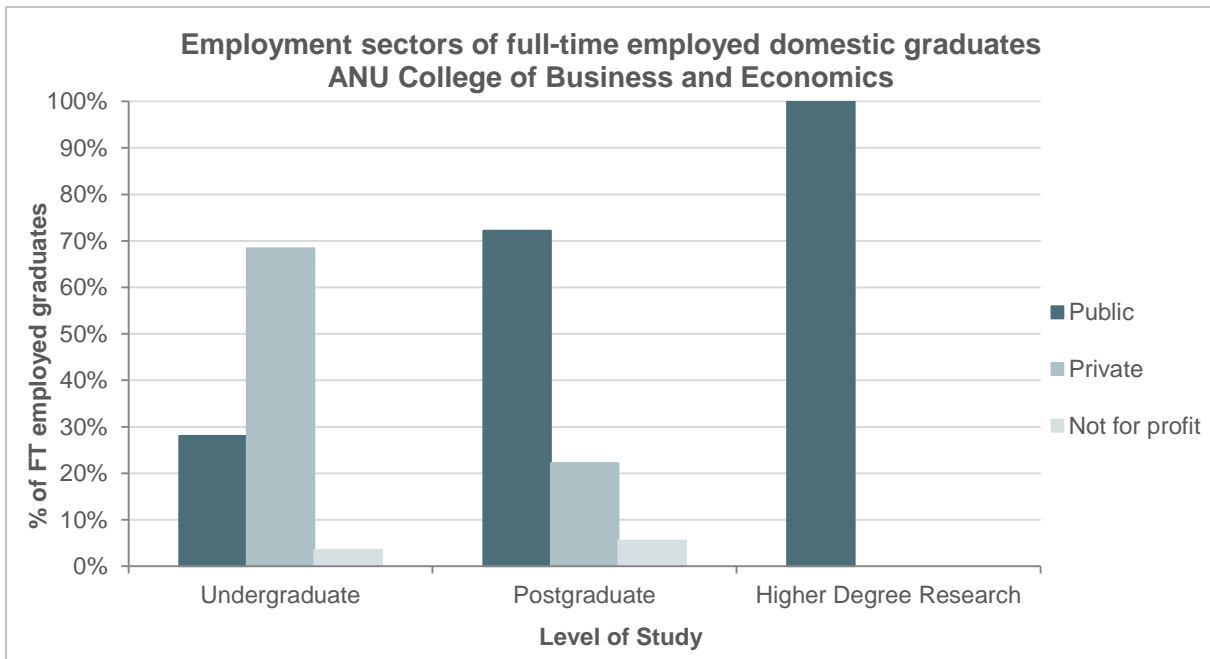
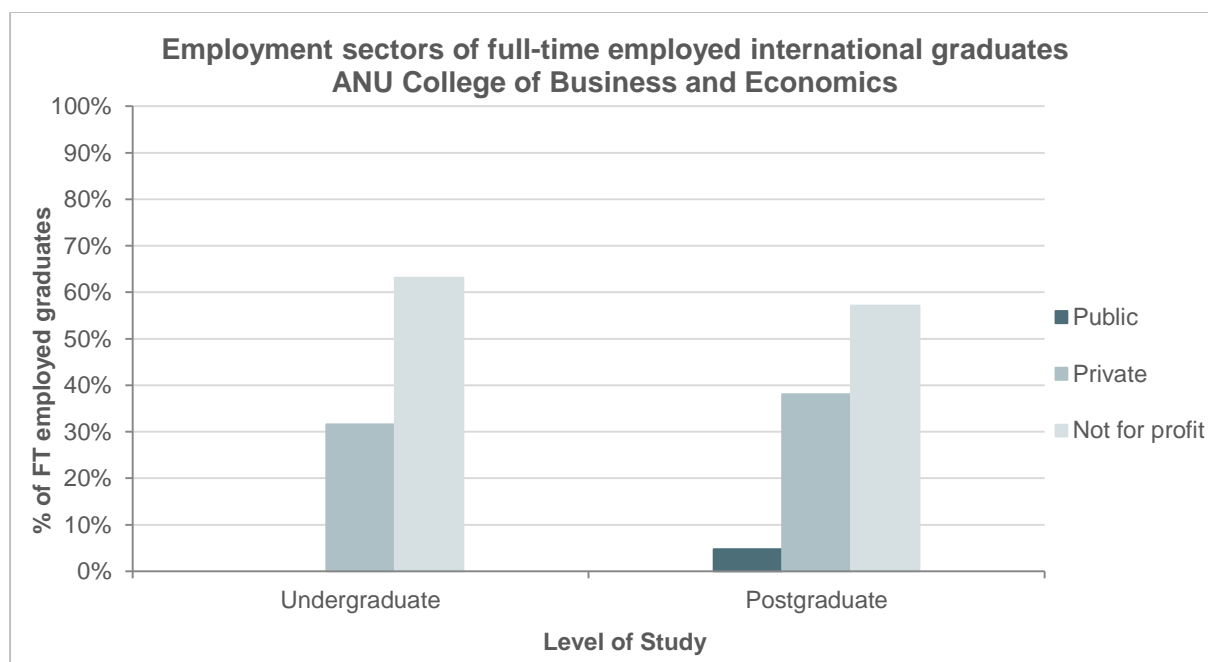


Chart 1b: Employment sectors of full-time employed international graduates, by level of study, 2014



## Job Satisfaction

When full-time employed CBE graduates were asked if they were seeking a new job, 84% responded they were not, which may indicate good levels of job satisfaction. See Table 5:

Table 5: CBE graduates in full-time employment seeking a new job, 2014

Seeking a new job	Undergraduate	Postgraduate	Higher Degree Research	Total
Yes	16%	28%	40%	22%
No	84%	72%	60%	78%
<b>Grand Total</b>	<b>100%</b>	<b>100%</b>	<b>100%</b>	<b>100%</b>

## Graduate Salaries

Most respondents working full-time in Australia provided their gross salary details. Fifty-four (54) respondents reported being in their first full-time job, with an average salary of \$58,175 for undergraduates, and \$71,330 for postgraduate coursework graduates. Salaries for employment overseas have not been included, as currencies and wage scales are not comparable between countries. See Table 6 following.

Table 6: CBE graduate salaries, in full-time employment in Australia, 2014

Job History	Data	Undergraduate	Postgraduate	Higher Degree Research	Total
First Full-time Job	No. of Respondents	40	12	NA	54
	Average Salary	\$58,175	\$71,330	NA	\$62,184
Not First Full-time Job	No. of Respondents	14	23	NA	39
	Average Salary	\$63,057	\$96,187	NA	\$83,618
<b>Total Respondents</b>		<b>54</b>	<b>35</b>	<b>NA</b>	<b>93</b>
<b>Total Average of Salary</b>		<b>\$59,441</b>	<b>\$87,665</b>	<b>NA</b>	<b>\$71,173</b>

## Job Search Methods

Twenty-two percent (22%) of CBE graduates in full-time employment found their current job via internet advertisements. The next most successful job methods were family or friends. See graph following.

Chart 2: Successful job search methods of CBE graduates, 2014

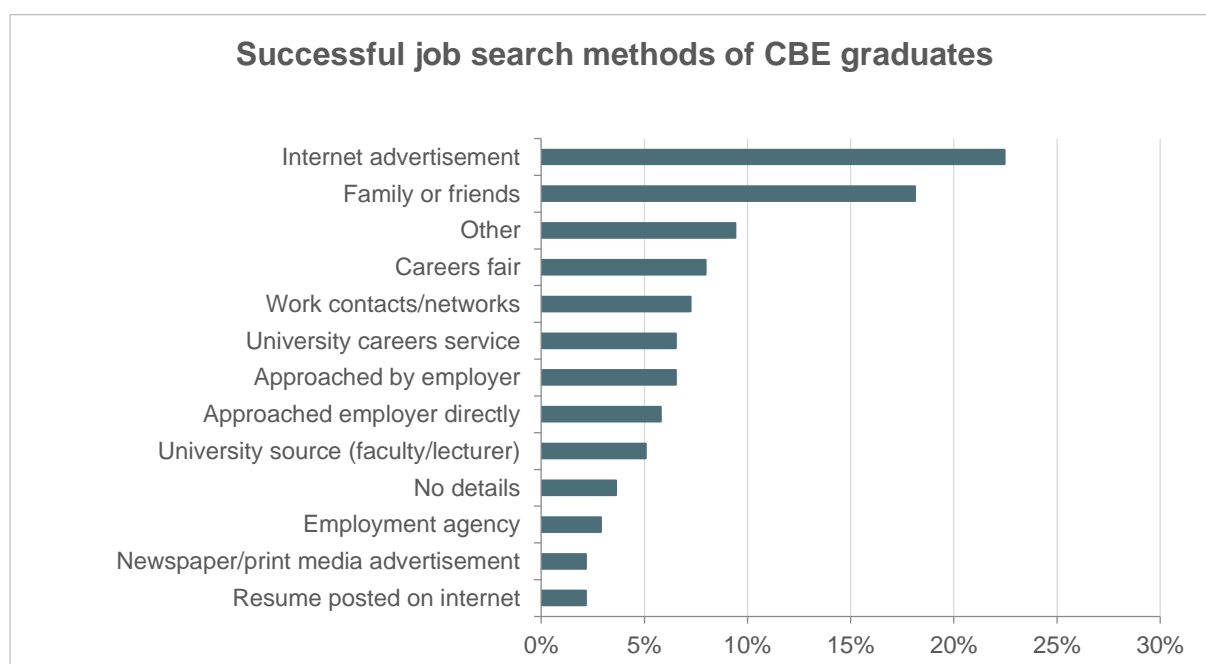


Table 7: Successful job search methods of CBE graduates, 2014

Successful Job Search Methods	Undergraduate	Postgraduate	Higher Degree Research	All study Levels
Internet advertisement	21%	26%	0%	22%
Family or friends	25%	11%	0%	18%
Other	9%	11%	0%	9%
Careers fair	11%	5%	0%	8%
Work contacts/networks	5%	11%	0%	7%
Approached by employer	5%	7%	20%	7%
University careers service	7%	4%	40%	7%
Approached employer directly	7%	5%	0%	6%
University source (faculty/lecturer)	5%	4%	20%	5%
No details	1%	7%	0%	4%
Employment agency	3%	4%	0%	3%
Newspaper/print media advertisement	0%	4%	20%	2%
Resume posted on internet	1%	4%	0%	2%
<b>Grand Total</b>	<b>100%</b>	<b>100%</b>	<b>100%</b>	<b>100%</b>

## Industries

The top employment industries for CBE full-time employed graduates are indicated in Chart 3 and Table 8 following. Table 8a shows domestic graduates and table 8b shows international graduates top 10 employment industries.

Chart 3: Top five Industries employing CBE graduates, 2014

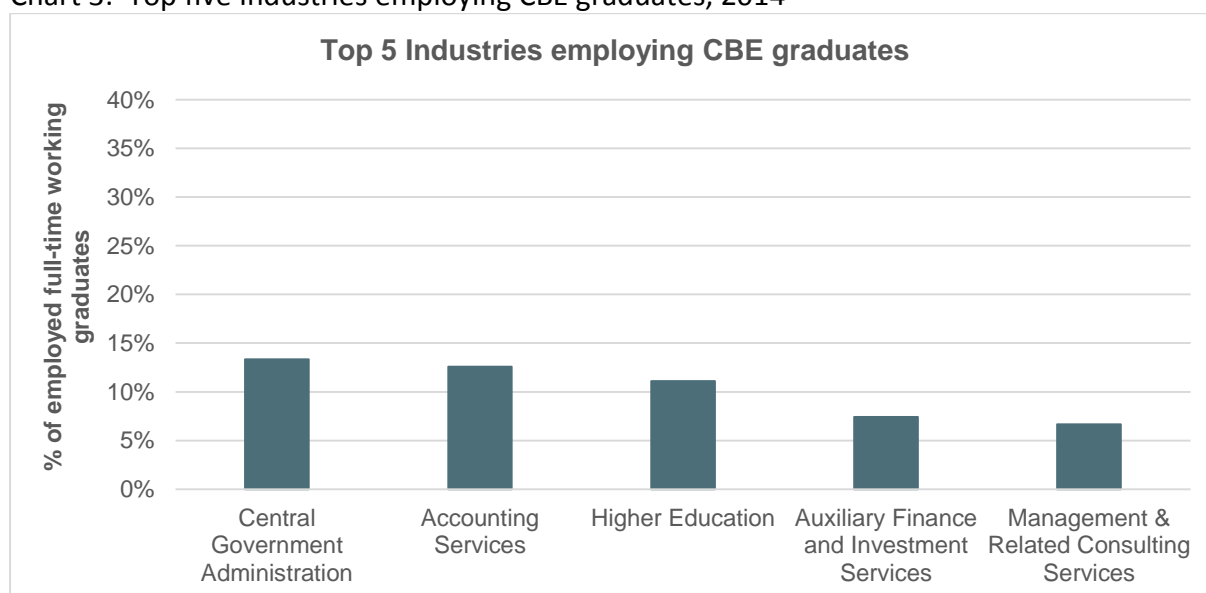




Table 8: Full-time employment industries for CBE graduates, 2014

Industry Description	%
Central Government Administration (i.e. Federal Government)	13%
Accounting Services	13%
Higher Education	11%
Auxiliary Finance and Investment Services	7%
Management and Related Consulting Services	7%
State Government Administration	5%
Depository Financial Intermediation	4%
Clothing, Footwear and Personal Accessory Retailing	2%
Central Banking	2%
Regulatory Services	2%
Health and General Insurance	2%
Civic, Professional and Other Interest Group Services	2%
Scientific Research Services	1%
Superannuation Funds	1%
Computer System Design and Related Services	1%
Insurance and Superannuation Funds	1%
Government Representation	1%
Water Supply, Sewerage and Drainage Services	1%
Professional and Scientific Equipment Manufacturing	1%
Allied Health Services	1%
Employment Services	1%
Hospitals	1%
Pharmaceutical and Medicinal Product Manufacturing	1%
Basic Ferrous Metal Product Manufacturing	1%
Publishing (except Internet and Music Publishing)	1%
Technical and Vocational Education and Training	1%
Sports and Physical Recreation Activities	1%
Building Construction	1%
Adult, Community and Other Education	1%
Legal Services	1%
Pharmaceutical and Toiletry Goods Wholesaling	1%
Life Insurance	1%
Public Administration	1%
Cafes, Restaurants and Takeaway Food Services	1%
Rail Freight Transport	1%
Market Research and Statistical Services	1%
Engineering Design and Engineering Consulting Services	1%
Other Crop Growing	1%
Advertising Services	1%
Other Goods Wholesaling	1%
Supermarket and Grocery Stores	1%
Other Professional, Scientific and Technical Services	1%
Petroleum and Coal Product Manufacturing	1%
Internet Publishing and Broadcasting	1%
Justice	1%

Table 8a: Top 10 full-time employment industries for CBE domestic graduates, 2014

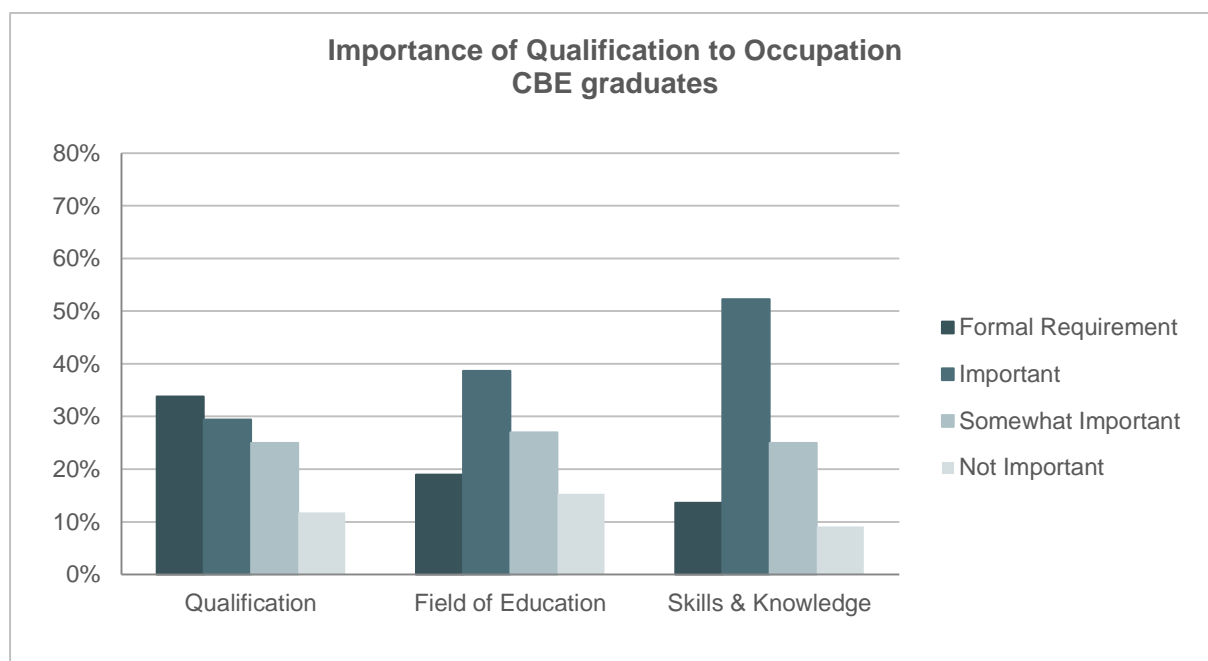
Industry Description	Total
Central Government Administration (i.e. Federal Government)	19%
Accounting Services	15%
Higher Education	11%
Management and Related Consulting Services	7%
State Government Administration	7%
Auxiliary Finance and Investment Services	6%
Civic, Professional and Other Interest Group Services	3%
Clothing, Footwear and Personal Accessory Retailing	3%
Computer System Design and Related Services	2%
Regulatory Services	2%

Table 8b: Top 10 full-time employment industries for CBE international graduates, 2014

Industry Description	Total
Auxiliary Finance and Investment Services	11%
Higher Education	11%
Depository Financial Intermediation	11%
Central Banking	8%
Accounting Services	5%
Management and Related Consulting Services	5%
Government Representation	5%
Insurance and Superannuation Funds	5%
Health and General Insurance	3%
Professional and Scientific Equipment Manufacturing	3%

Chart 4 below indicates what CBE graduates thought of the importance of their qualification once in full-time employment. Sixty-six percent (66%) of graduates thought their skills and knowledge were either important or a formal requirement of their employment.

Chart 4: Importance of qualification, field and skills in full-time employment, 2014



## Employers

In Table 9 following are the main employers of CBE graduates by level of study, compiled from the 2014 survey.

Table 9: Main Employers of CBE full-time employed graduates, 2014

Program Career	Employer
<b>Undergraduate</b>	KPMG
	Ernst & Young
	Deloitte
	Pricewaterhouse Coopers
	Department of Human Services
	ACT Government
	The Australian National University
	Dixon Advisory
<b>Postgraduate</b>	The Australian National University
	Department of Finance
	Australian Government
	Australian Taxation Office
	Parliamentary Budget Office
<b>Higher Degree Research</b>	The Australian National University

Many ANU graduates complete combined degrees; hence the wide range of first listed majors, that may or may not be associated with this college. To preserve anonymity of individuals some majors with limited employers have been aggregated to the Other category.

Table 10: Full-time employers by first major (field of education); listed by each graduate on their returned survey, for CBE graduates, 2014

First Major	Employer
Accounting	ACT Treasury
	Aurizon
	Australian Medical Council Pty Ltd
	Boyce Chartered Accountants
	Central Bank of Malaysia
	Deloitte
	Deutsche Bank AG
	Ernst & Young
	ERP
	Hang Seng Bank (HSBC GROUP)
	HorizonOne
	KPMG
	Langre training centre
	Moore Stephens Canberra
	Pharmacy Services
	Pricewaterhouse Coopers
	Protiviti
	The Australian National University
	The Centre for International Economics
	Universitas Airlangga in Surabaya, East Java
Banking, Finance And Related Fields	Accenture
	ASET Wealth Management
	Australia Mutual Provident (AMP)
	Australian Taxation Office
	Band of Ningbo
	Booz & Company
	Central bank
	China everbright bank
	China Export & Credit Insurance Corporation
	Civil Aviation Safety Authority
	CommInsure
	Department of Finance
	Department of Human Services
	Dixon Advisory
	Ernst & Young
	Finexsys
	HaiTong leading captial investment company
	Harvest Fund
	KPMG
	Mercer
	Microsoft Australia
	NSW Treasury
	Pricewaterhouse Coopers

First Major	Employer
	Royal Automobile Club of Queensland Shell Sifang Medical Singapore Armed Forces standard chartered bank TAL Life The Australian National University Trilogy funding Vero Insurance New Zealand Limited Westpac Banking Corporation
Business And Management	ABARES ACT Government ACTEW Water AECOM Aklan Provincial Government Apple pty ltd Australian Government Australian Taxation Office China Olympic Sports Industry Co.,Ltd CLAIR Constructora Berdez S.A.S Country Road Clothing Country Road Group Department of Finance Ernst & Young KPMG Meritum Financial Group NSW Fair Trading Shared Services, ACT Government The Australian National University The Group of Eight Ltd TRICOR University of Canberra Vallourec
Economics And Econometrics	ACCC ACT Chief Minister and Treasury Directorate ACT Government Attorney-General's Department Bayley and Associates Pty Ltd Deloitte Dental Partners Department of Education Department of Employment Department of Foreign Affairs and Trade department of the prime minister and cabinet

First Major	Employer
	Murray-Darling Basin Authority
	National University of Singapore
	Parliamentary Budget Office
	Sime Darby Berhad
	The Treasury
Mathematical Sciences	Australian Bureau of Statistics
	Crawford School of Public Policy
	Deloitte
	Lil Kitch Cafe
	Quantium
Political Science And Policy Studies	Australian Government
	Flordis Natural Medicines
	Fung Global Institute
	Jakeman business solutions
Sales And Marketing	APG Group
	GODFREY REMUNERATION GROUP
	KPMG
	OStar
	PSMA Australia
	Snowy Hydro SouthCare Helicopter Fund
	Woolworths Ltd
Other, including:	Actew Corporation
-Earth Sciences	Boettcher Law
-Environmental Studies	CV. Corona Sakti
-Information Systems	Department of Human Services
	Department of Infrastructure and Regional Development
-Language And Literature	Dixon Advisory
-Law	Ernst & Young
-Manufacturing Engineering And Technology	Sitepoint Group
-Physics And Astronomy	The Australian National University

Table 11a: Full-time occupations of domestic graduates, by field of education (First Major listed by each graduate on their returned survey), 2014

First Major	Occupation
Accounting	Accountant
	Agreement researcher
	Associate Lecturer
	Auditor
	Business analyst
	Consultant
	Policy analyst
	Transfer Pricing Consultant
Banking, Finance And Related Fields	Accountant

First Major	Occupation
	Actuarial Advisory Graduate Analyst Consultant Customer Service Coordinator Finance Graduate Financial Analyst Graduate Investment Analyst Lecturer Marketer Paraplanner Policy Advisor Pricing Analyst Public Servant (budget officer)
Business And Management	Administration Analyst Area Manager Assistant Director/Policy Officer Assistant Language Teacher Assistant Manager Business specialist Consultant Director, Financial and Actuarial Team Finance Officer Financial Planner Lecturer Manager Marketing Officer Office Manager Partnerships Manager Policy Officer Project manager Project Officer Research Economist Sales Assistant Senior manager
Earth Sciences	Investment Analyst
Economics And Econometrics	Adviser Analyst Assistant Parliamentary Budget Officer Deputy ICT Manager Economic Researcher Executive Officer Graduate Graduate Analyst Consultant Economist

First Major	Occupation
	Graduate economist
	Medical Administrator
	Policy analyst
	Public Servant
	Research Analyst
	Senior Legal Officer
	Senior Office Administrator
Environmental Studies	Graduate officer
Information Systems	Business analyst
Language And Literature	Customer Support
Law	Tax Consultant
Manufacturing Engineering And Technology	Systems Maintenance Engineer
Mathematical Sciences	Demographic analyst
	Graduate Analyst
	Research program officer
	Waitress
Physics And Astronomy	Postdoctoral Fellow
Political Science And Policy Studies	Junior consultant
	Policy Advisor
	Research Assistant
Sales And Marketing	Consultant
	Media & Communications Manager
	Procurement Buyer
	Project administrator
	Remuneration Analyst
	Store Manager

Table 11b: Full-time occupations of international graduates, by field of education (First Major listed by each graduate on their returned survey), 2014

First Major	Occupation
Accounting	Assistant Accountant/Accounts Payable Officer
	Associate analyst
	Consulting engineer
	Financial analyst
	Personal Banking Manager
	Research Economist
	Senior Trainer
	Teaching staff
Banking, Finance And Related Fields	Actuarial Analyst
	Analyst
	Associate of Tax
	Business analyst
	Clients manager



	FX Trader
	international business salesman
	international graduate
	Manager
	Naval Officer
	Research Analyst
	Research Assistant
	Senior economist
Business And Management	Accounting Associate Assistant
	Business development consultant
	Deputy manager, Cycling Department
	Head of Planning
	Local Assessment Operations Officer I
	Operation Manager
	Project manager
	Research Assistant
Earth Sciences	Research Assistant
Economics And Econometrics	Casual Management Support Staff
	Corporate assurance executive
Information Systems	Supervisor
Law	Graduate Law Clerk
Political Science And Policy Studies	Research Intern
Sales And Marketing	Management Consultant

## Further Study

Twenty-seven percent (27%) of CBE undergraduates have continued with further full-time study. See Table 12, 12A & 13.

Table 12: Further study activities by completed level of study, 2014

Further Study Activities	Undergraduate	Postgraduate	Higher Degree Research
Further Full-time Study	27%	15%	0%
Further Part-time Study	9%	3%	13%
Not in Study/No Details	65%	82%	88%
Grand Total	100%	100%	100%

Table 12A: Further study activities by residency status and level of completed study, 2014

Residency Status	Level of Completed Study	Further Full-time Study	Further Part-time Study	Not in Study/No Details	Total
Australian	Undergraduate	20%	12%	68%	100%
	Postgraduate	4%	4%	92%	100%
	Higher Degree Research	0%	20%	80%	100%
<b>Australian Total</b>		<b>15%</b>	<b>10%</b>	<b>75%</b>	<b>100%</b>
Overseas	Undergraduate	36%	4%	59%	100%
	Postgraduate	21%	2%	77%	100%
	Higher Degree Research	0%	0%	100%	100%
<b>Overseas Total</b>		<b>28%</b>	<b>3%</b>	<b>69%</b>	<b>100%</b>
<b>Grand Total</b>		<b>21%</b>	<b>7%</b>	<b>72%</b>	<b>100%</b>

Table 13: Further full-time study levels, 2014

Further Study Activities	Further Study Level	Undergraduate	Postgraduate	Higher Degree Research	Total
In further full-time study	Undergraduate	14%	1%	0%	8%
	Postgraduate	13%	12%	0%	12%
	Higher Degree Research	0%	1%	0%	0%
	Other	1%	2%	0%	1%
<b>In further full-time study Total</b>		<b>27%</b>	<b>15%</b>	<b>0%</b>	<b>21%</b>
<b>In further part-time study</b>		<b>9%</b>	<b>3%</b>	<b>13%</b>	<b>7%</b>
<b>Not in Study/No Details</b>		<b>65%</b>	<b>82%</b>	<b>88%</b>	<b>72%</b>
<b>Grand Total</b>		<b>100%</b>	<b>100%</b>	<b>100%</b>	<b>100%</b>

For further information about CBE graduate outcomes, please contact Bo Liu on (02) 6125 0728 or email [Bo.Liu@anu.edu.au](mailto:Bo.Liu@anu.edu.au)