



Australian  
National  
University

# **Graduate Destination Report 2015**

## **ANU College of Business and Economics**

Evaluations Team  
Planning and Performance Measurement  
The Australian National University  
Acton ACT 0200 Australia  
[evaluations@anu.edu.au](mailto:evaluations@anu.edu.au)  
<http://unistats.anu.edu.au/surveys>

## ANU College of Business and Economics

The report was compiled using data from the 2015 Australian Graduate Survey (AGS) which captures information on the destination of ANU College of Business and Economics graduates at The Australian National University approximately four months after they have completed their program. This report can be used to give an indication of the numerous directions that graduates take after completing their degree. While the AGS obtains information about the start of graduates' career paths, it does not provide information on where they eventually find themselves in terms of life-long professions and objectives. Please note that completion of the AGS is voluntary and the statistics do not represent the entire body of students graduating for that year.

- A total of 388 graduates from the ANU College of Business and Economics (including combined programs) participated in the survey.
- 76% of undergraduates who were available for full-time work, were working full-time at the time of the survey.
- 59% of students completing postgraduate coursework, who were available for full-time work, were working full-time at the time of the survey.
- 81% of full-time employed graduates were employed in Australia. Of those employed overseas, the greatest proportion were working in China and Singapore.
- Within 4 months after graduation, graduates reported being employed in the private sector (55%), versus the public sector (41%).
- Of those graduates working full-time, 68% were not seeking a new role.
- The average gross annual Australian starting salary for graduates of the college was \$61,284 for undergraduates (n = 36), \$58,625 for postgraduates (n = 8).  
'n' indicates the number of responses
- Graduates relied on a broad range of methods to locate their employment including internet advertisements (25%), family or friends (18%).
- 20% of students completing undergraduate programs, were enrolled in further full-time study.

Further information is available from:

Evaluations Team

Planning and Performance Measurement, ANU

[evaluations@anu.edu.au](mailto:evaluations@anu.edu.au)

<http://unistats.anu.edu.au/surveys/gds/>

## Introduction

This report was compiled using Australian National University data from the 2015 Australian Graduate Survey (AGS) which captured information on the destination of all 2014 ANU College of Business and Economics (CBE) graduates approximately four months after completing their program of study.

A total of 388 graduates from CBE participated in the survey. The following tables and charts provide more detailed information about the destinations of graduates from CBE.

Table 1: Respondents by level of study to the AGS, 2015

Program Career	Respondents
Undergraduate	215
Postgraduate	165
Higher Degree Research	8
<b>Total</b>	<b>388</b>

## Employment Rates

Seventy-six percent (76%) of CBE graduates, who were available for full-time employment, were working full-time at the time of the survey. See Table 2 and 2A below:

Table 2: Employment Rates of graduates available for full-time employment, 2015 by level of study

Employment Outcome (4 months after graduation)	Undergraduate	Postgraduate	Higher Degree Research	All Study Levels
In Full-time Employment	76%	59%	100%	69%
Seeking Full-time Employment	24%	41%	0%	31%
<b>Total</b>	<b>100%</b>	<b>100%</b>	<b>100%</b>	<b>100%</b>

Table 2A: Full-time employment rates by residency status and level of study, 2015

Residency	Program Career	Full-time Employment	Seeking Full-time Employment	Total
Australian	Undergraduate	82%	18%	100%
	Postgraduate	81%	19%	100%
	Higher Degree Research	100%	0%	100%
<b>Australian Total</b>		<b>82%</b>	<b>18%</b>	<b>100%</b>
Overseas	Undergraduate	56%	44%	100%
	Postgraduate	46%	54%	100%
	Higher Degree Research	100%	0%	100%
<b>Overseas Total</b>		<b>50%</b>	<b>50%</b>	<b>100%</b>
<b>Grand Total</b>		<b>69%</b>	<b>31%</b>	<b>100%</b>

## Employment Location

Eighty-one percent (81%) of full-time employed CBE graduates were employed in Australia see Table 3. For details of countries of employment, see Table 4.

Table 3: Locations of employment, by level of study, 2015

Residency	Program Career	No Details	Australian Employment	Overseas Employment	Total
Australian	Undergraduate	0%	100%	0%	100%
	Postgraduate Coursework	3%	97%	0%	100%
	Higher Degree Research	0%	100%	0%	100%
Australian Total		1%	99%	0%	100%
Overseas	Undergraduate	5%	42%	53%	100%
	Postgraduate Coursework	6%	27%	67%	100%
	Higher Degree Research	0%	100%	0%	100%
Overseas Total		6%	35%	59%	100%
<b>Grand Total</b>		<b>2%</b>	<b>81%</b>	<b>17%</b>	<b>100%</b>

Table 4: Countries of full-time employment, by level of study, 2015

Residency	Country of Employment	Undergraduate	Postgraduate	Higher Degree Research	Total
Australian	Australia	93	34	3	130
	United States of America			1	1
Australian Total		93	34	4	131
Overseas	Australia	9	11	2	22
	China (excludes SARs and Taiwan Province)	1	11		12
	Indonesia		3		3
	Japan	1			1
	Laos	1			1
	Macau (SAR of China)	1			1
	Malaysia	2	1		3
	Mongolia		2		2
	Singapore	4	2		6
	Thailand		1		1
	United States of America		1		1
	Viet Nam		1		1
Overseas Total		19	33	2	54
<b>Grand Total</b>		<b>112</b>	<b>67</b>	<b>6</b>	<b>185</b>

## Employment Sectors

Approximately four months after graduation, CBE graduates reported being employed in the private sector with an average of 55%, followed by 41% in the public sector. See Chart 1.

Chart 1: Employment sectors of full-time employed graduates, by level of study, 2015

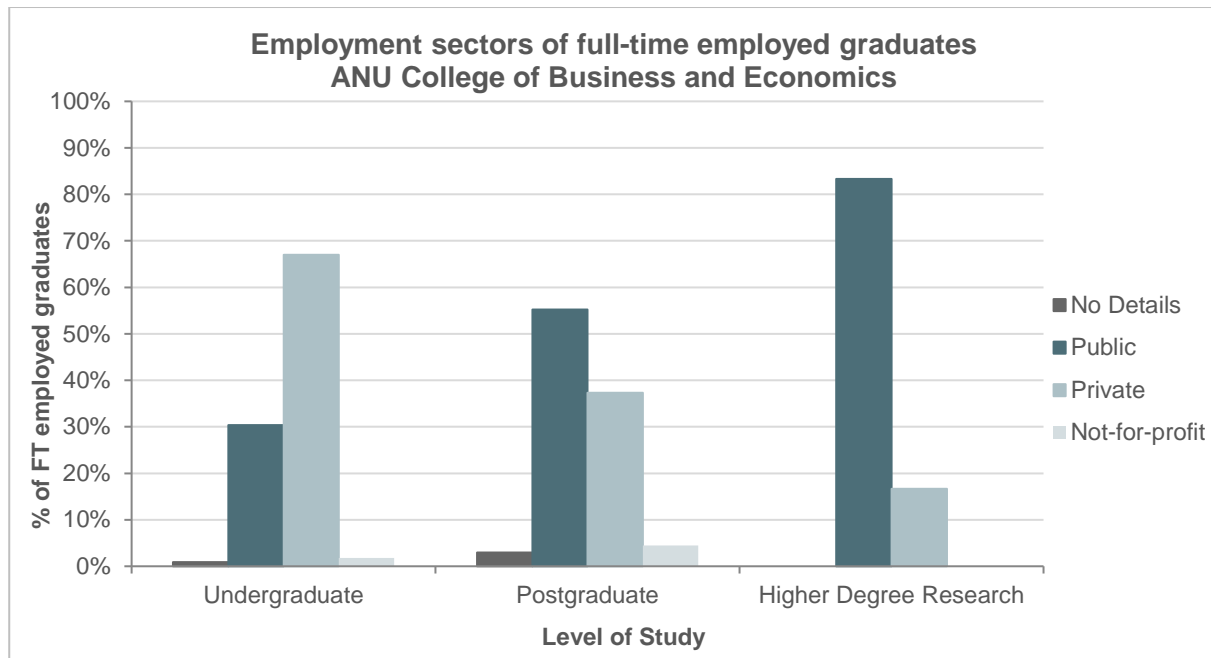


Chart 1a: Employment sectors of full-time employed domestic graduates, by level of study, 2015

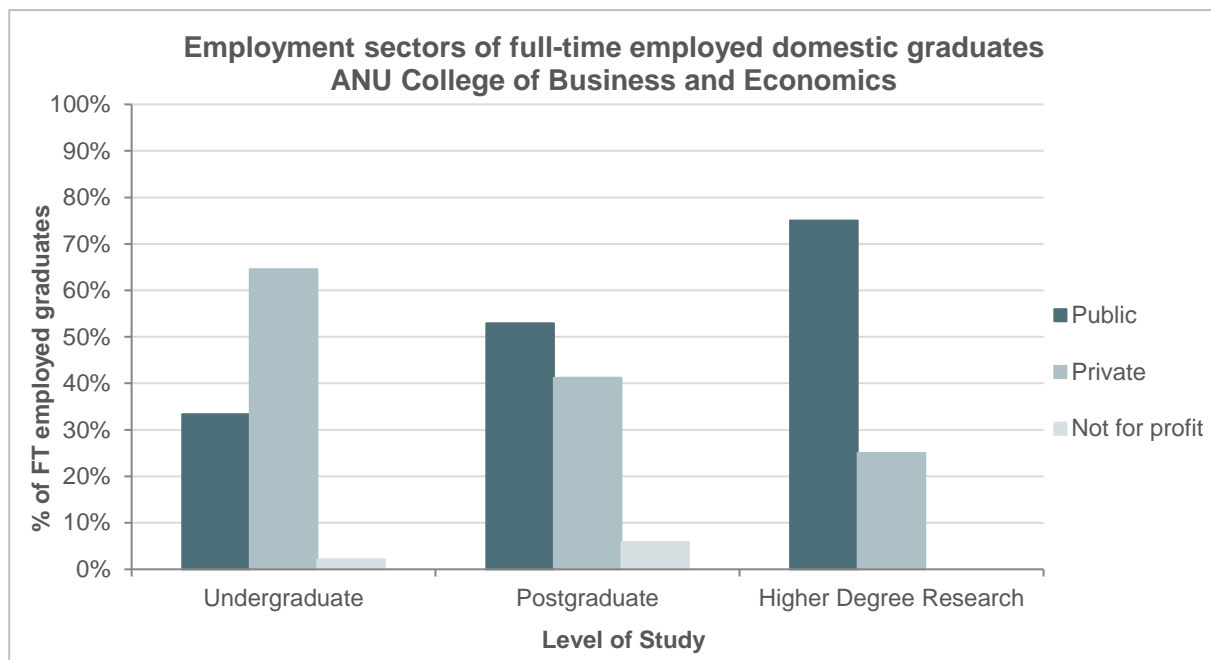
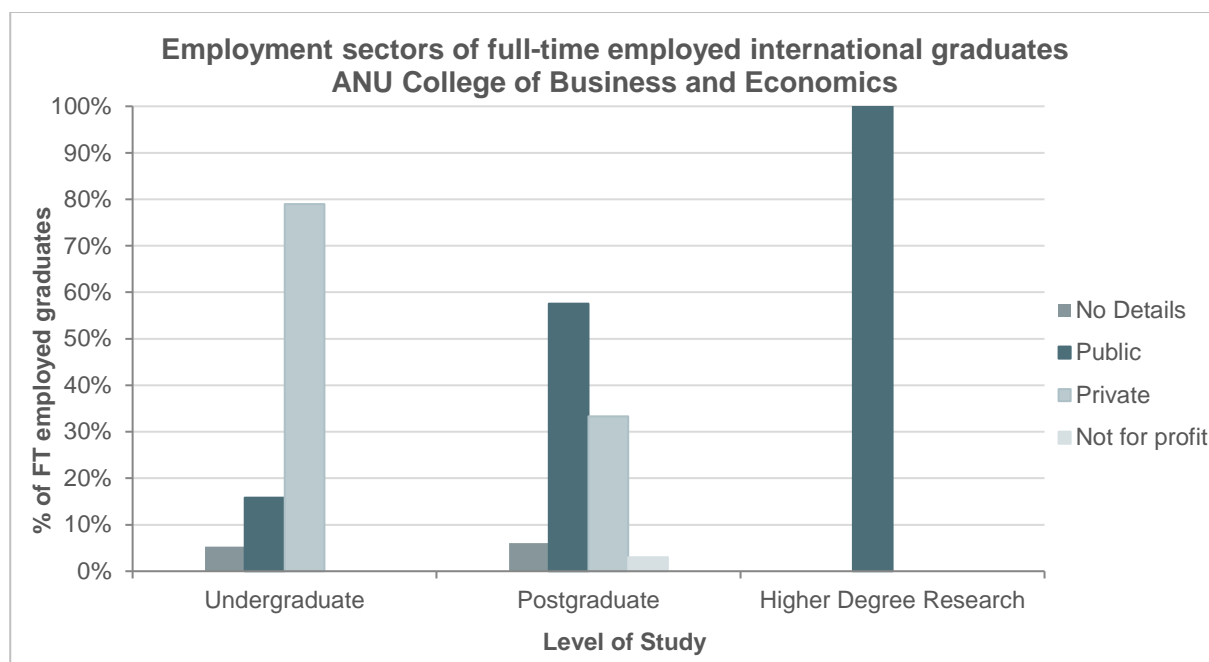


Chart 1b: Employment sectors of full-time employed international graduates, by level of study, 2015



## Job Satisfaction

When full-time employed CBE graduates were asked if they were seeking a new job, 68% responded they were not. See Table 5:

Table 5: CBE graduates in full-time employment seeking a new job, 2015

Seeking a new job	Undergraduate	Postgraduate	Higher Degree Research	Total
Yes	21%	52%	17%	32%
No	79%	48%	83%	68%
<b>Grand Total</b>	<b>100%</b>	<b>100%</b>	<b>100%</b>	<b>100%</b>

## Graduate Salaries

Respondents working full-time in Australia were asked to provide their gross salary details. Forty-seven (47) respondents reported being in their first full-time job, with an average salary of \$61,284 for undergraduates (36 respondents), and \$58,625 for postgraduate coursework graduates (8 respondents). Salaries for employment overseas have not been included, as currencies and wage scales are not comparable between countries. See Table 6 following.

Table 6: CBE graduate salaries, in full-time employment in Australia, 2015

Job History	Data	Undergraduate	Postgraduate	Higher Degree Research	Total
First Full-time Job	No. of Respondents	36	8	NA	47
	Average Salary	\$61,284	\$58,625	NA	\$61,366
Not First Full-time Job	No. of Respondents	12	22	NA	36
	Average Salary	\$86,458	\$90,052	NA	\$89,768
<b>Total Respondents</b>		<b>48</b>	<b>30</b>	<b>5</b>	<b>83</b>
<b>Total Average of Salary</b>		<b>\$67,577</b>	<b>\$81,671</b>	<b>\$84,400</b>	<b>\$73,685</b>

## Job Search Methods

Twenty-five percent (25%) of CBE graduates in full-time employment found their current job via internet advertisements. The next most successful job method was family or friends. See graph following.

Chart 2: Successful job search methods of CBE graduates, 2015

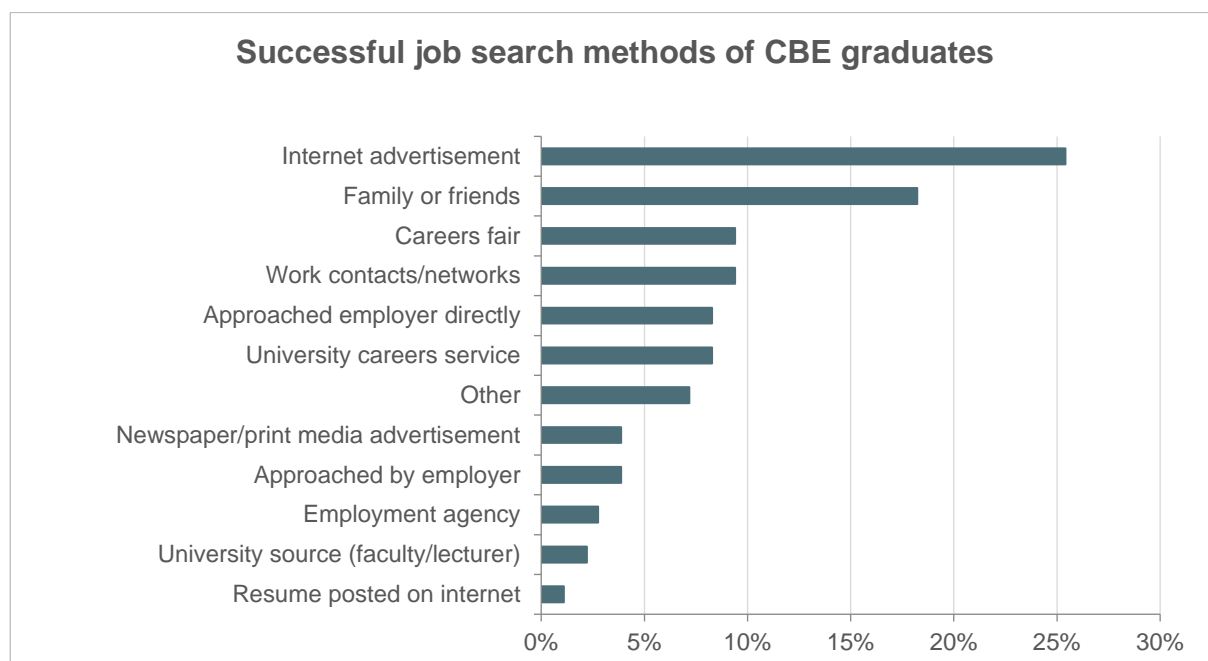


Table 7: Successful job search methods of CBE graduates, 2015

Successful Job Search Methods	Undergraduate	Postgraduate	Higher Degree Research	All study Levels
Internet advertisement	22%	31%	33%	25%
Family or friends	22%	14%	0%	18%
Careers fair	10%	8%	17%	9%
Work contacts/networks	5%	18%	0%	9%
Approached employer directly	12%	3%	0%	8%
University careers service	7%	11%	0%	8%
Other	9%	5%	0%	7%
Approached by employer	5%	3%	0%	4%
Newspaper/print media advertisement	3%	5%	17%	4%
Employment agency	4%	2%	0%	3%
University source (faculty/lecturer)	2%	0%	33%	2%
Resume posted on internet	1%	2%	0%	1%
Grand Total	100%	100%	100%	100%

## Industries

The top employment industries for CBE full-time employed graduates are indicated in Chart 3 and Table 8 following. Table 8a shows domestic graduates and table 8b shows international graduates top 10 employment industries.

Chart 3: Top five Industries employing CBE graduates, 2015

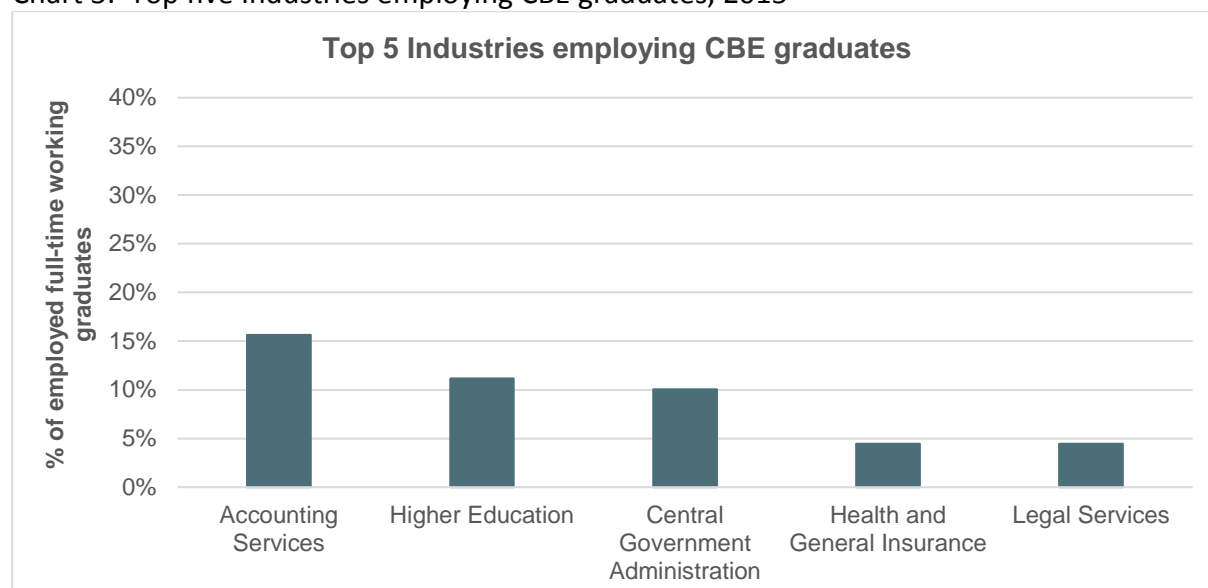




Table 8: Full-time employment industries for CBE graduates, 2015

Industry Description	%
Accounting Services	16%
Higher Education	11%
Central Government Administration (i.e. Federal Government)	10%
Health and General Insurance	4%
Legal Services	4%
Auxiliary Finance and Investment Services	4%
Depository Financial Intermediation	4%
State Government Administration	4%
Public Administration	3%
Management and Related Consulting Services	3%
Cafes, Restaurants and Takeaway Food Services	3%
Computer System Design and Related Services	2%
Other Professional, Scientific and Technical Services	2%
Regulatory Services	2%
Supermarket and Grocery Stores	2%
Building Construction	1%
Life Insurance	1%
Civic, Professional and Other Interest Group Services	1%
Market Research and Statistical Services	1%
Central Banking	1%
Newspaper, Periodical, Book and Directory Publishing	1%
Accommodation	1%
Telecommunications Services	1%
Other Transport Support Services	1%
Electricity Supply	1%
Public Order and Safety Services	1%
Technical and Vocational Education and Training	1%
Other Administrative Services	1%
Travel Agency and Tour Arrangement Services	1%
Professional and Scientific Equipment Manufacturing	1%
Airport Operations and Other Air Transport Support Services	1%
Electricity Generation	1%
Allied Health Services	1%
Engineering Design and Engineering Consulting Services	1%
Advertising Services	1%
Building Installation Services	1%
Internet Publishing and Broadcasting	1%
Postal and Courier Pick-Up and Delivery Services	1%
Auxiliary Insurance Services	1%
Electrical and Electronic Goods Retailing	1%
Clothing, Footwear and Personal Accessory Retailing	1%
Real Estate Services	1%
Agriculture and Fishing Support Services	1%

Industry Description	%
Residential Care Services	1%
Converted Paper Product Manufacturing	1%
Superannuation Funds	1%
Motor Vehicle and Motor Vehicle Part Manufacturing	1%
Finance	1%
Department Stores	1%
Financial Asset Investing	1%
Gambling Activities	1%
Government Representation	1%

Table 8a: Top 10 full-time employment industries for CBE domestic graduates, 2015

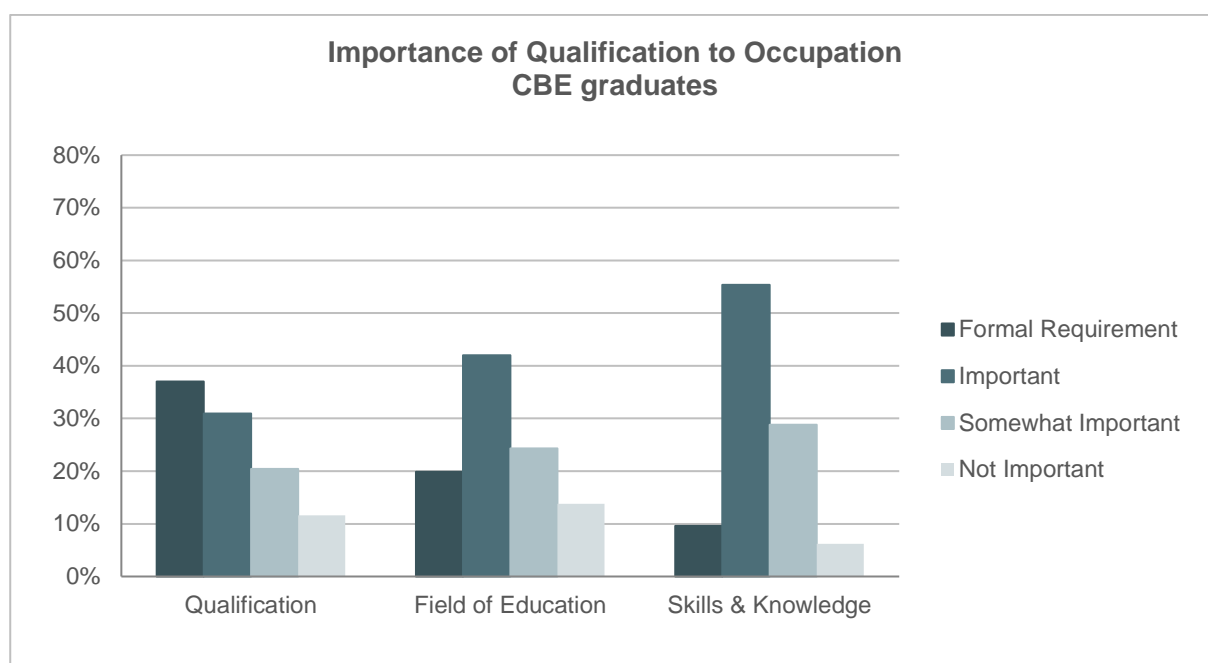
Industry Description	Total
Accounting Services	16%
Central Government Administration (i.e. Federal Government)	13%
Higher Education	11%
State Government Administration	5%
Legal Services	5%
Public Administration	5%
Management and Related Consulting Services	3%
Computer System Design and Related Services	3%
Depository Financial Intermediation	3%
Health and General Insurance	3%

Table 8b: Top 10 full-time employment industries for CBE international graduates, 2015

Industry Description	Total
Accounting Services	14%
Higher Education	12%
Auxiliary Finance and Investment Services	10%
Health and General Insurance	8%
Cafes, Restaurants and Takeaway Food Services	8%
Depository Financial Intermediation	8%
Supermarket and Grocery Stores	4%
Building Construction	4%
Life Insurance	4%
Central Government Administration (i.e. Federal Government)	2%

Chart 4 below indicates what CBE graduates thought of the importance of their qualification once in full-time employment. Sixty-eight percent (68%) of graduates thought their qualification were either important or a formal requirement of their employment.

Chart 4: Importance of qualification, field and skills in full-time employment, 2015



## Employers

In Table 9 following are the main employers of CBE graduates by level of study, compiled from the 2015 survey.

Table 9: Main Employers of CBE full-time employed graduates, 2015

Program Career	Employer
<b>Undergraduate</b>	Price Waterhouse Coopers
	Deloitte
	ANU
	Ernst & Young
	Dept. of Agriculture
	Commonwealth Bank of Australia
	Australian Tax Office
	ACT Government
	KPMG
<b>Postgraduate</b>	ANU
	Dept. of Finance
	Australian Government
	Woolworths
<b>Higher Degree Research</b>	ANU

Many ANU graduates complete combined degrees; hence the wide range of first listed majors, that may or may not be associated with this college. To preserve anonymity of individuals some majors with limited employers have been aggregated to the Other category.

Table 10: Full-time employers by first major (field of education); listed by each graduate on their returned survey, for CBE graduates, 2015

First Major	Employer
Accounting	Airservices Australia
	Anthony Curtis and co
	ANU
	ANU
	Arnold Bloch Leibler
	Ausem D&C
	Australian Federal Police
	Australian National Audit Officer
	Australian Tax Office
	BDO East Coast Partnership
	Clayton Utz Lawyers
	cspg
	Dalian Mingjie Information Consulting Co., Ltd
	Deloitte
	Dept. of Industry and Science
	Donut King
	Ernst & Young
	GISPAC
	Group 10 Consulting
	IPS Group Pte Ltd
	KPMG
	LateralsGLP Chartered Accountants
	Mac1 Pty Ltd
	Missouri Western State University, USA
	Moore Stephens Canberra
	MO's Retail
	Pegasus Systems
	Perfect Biz Advisory Group
	PKF Chartered Accountants
	Price Waterhouse Coopers
	Snowy Hydro Limited
	Supabarn
	Sushi island
	Thomson Accounting
	University of Sydney
Banking, Finance And Related Fields	ACT Government
	ACTTAB/Tabcorp
	Administrative Appeals Tribunals
	Allianz
	AMP Limited
	ANU
	Australian Government Department of Education
	Australian Institute of Health and Welfare

First Major	Employer
	Bank Indonesia
	Changzhou Urban Construction (Group) Co., Ltd.
	China Post Insurance
	China Securities Co Ltd
	China Taiping Insurance Group Co
	Commonwealth Bank of Australia
	Datacom Systems ACT Pty Ltd
	Deloitte
	Dept. of Human Services
	Directorate General of Taxes, Indonesia
	Dixon Advisory
	Ernst & Young
	Government
	Guohua Life Insurance Ltd.
	Herron Todd White Valuers
	Hong Leong Assurance
	Human Resource Business Solution
	IBM Australia Ltd
	Insurance Australia Group
	JCB
	Jian Zhou
	Melt Deli
	MetLife Insurance Ltd
	Organisation
	Positive Legal
	Price Waterhouse Coopers
	Prime Financial Group
	Quantium
	Singapore Exchange
	Sinouk Beurngkhayong
	Standard Chartered
	Think Education
	Towers watson
	United Overseas Bank
	Wang And Associates Solicitors
	Westpac Banking Corporation
	Yanfeng Automotive Trim Systems Co., Ltd
Behavioural Science	Crescendo Partners
	Deloitte
	Price Waterhouse Coopers
Business And Management	ANU
	ABS
	Allen Vong & Associates
	Atmajaya university
	Australian Government

First Major	Employer
	Australian Institute of Architects
	Australian Tax Office
	Dept. of Agriculture
	Dept. of Finance
	Dept. of Health
	Elders Insurance Canberra
	Fertspread
	Financial Regulation Commission
	Florey TakeAway
	Monash University
	Novotel Canberra
	Optus
	Perpetual limited
	Southern Plumbing Plus
	Target
	Tavan Bogd Group
	Thycon Industries Pty Ltd
	Tourico Holidays
	Transport For NSW
	W L Gore & Associates
	Woolworths
Economics And Econometrics	ACCC
	ACT Government
	ANU
	Australian Agency for International Development
	Australian customs and border protection
	Australian Securities & Investments Commission
	BBY Limited
	Deloitte
	Dept. of Agriculture
	Dept. of Employment
	Reserve Bank of Australia
	The Treasury
	UniLodge
	UnitingCare NSW.ACT
	Vietnam National University of Agriculture
Information Systems	ANU
	Australian Government
	Australian Tax Office
	Bappenas
	Capital Dentistry
	Dept. of Finance
	Geospatial Intelligence
Law	Property Insurance Company of China
	KPMG

First Major	Employer
	Allen & Overy
	Deloitte
	Dept. of Finance
	DFAT
	Legal Aid
Mathematical Sciences	ANU
	Auto and General
	Dept. of Social Services
	Parliamentary Budget Office
Political Science And Policy Studies	Ernst & Young
	National Australia Bank
	NewsLifeMedia
Sales And Marketing	Allens Linklaters
	ANU
	Camino Research & Strategy
	Kerry Express Thailand Co. Ltd
	Medium Rare Content Agency
	Mindshare
	Price Waterhouse Coopers
	Threesides Marketing
Other, including:	ANU
-Business and Economics	Cotton On Group
-Computer Science	Dept. of Agriculture
-Environmental Studies	Dept. of Infrastructure and Regional Development
-Language And Literature	Dept. of Prime Minister and Cabinet
-Other Society and Culture	Ernst & Young
-Studies In Human Society	QuintessenceLabs pty ltd
	University of Western Australia

Table 11a: Full-time occupations of domestic graduates, by field of education (First Major listed by each graduate on their returned survey), 2015

First Major	Occupation
Accounting	Accountant
	Accounts Payable Officer
	Analyst
	Assistant Manager
	Assistant Professor
	Auditor
	Consultant
	Finance Assistant
	Graduate Litigator
	IT Auditor
	Lawyer
	Lecturer

First Major	Occupation
Banking, Finance And Related Fields	Revenue Analyst
	Sales Assistant
	Actuarial Analyst
	Administration Assistant
	Adviser
	Analyst
	Assistant Director
	Consultant
	Customer Service Assistant
	Data Analyst
	Equities Associate
	Financial Officer
	Graduate Officer
	Law Clerk
	Legal Secretary
	Manager
	Paralegal
	Pricing Analyst
	Receptionist
	Senior Property Advisor
	Statistical Analyst
	Supervisor
	Tax Analyst
	Tutor
Behavioural Science	Analyst
	Consultant
	Management Consultant
Business and Economics	Consultant
	Lecturer
Business And Management	Adviser
	Assistant Director
	Australian Army Officer Cadet
	Business Analyst
	Chief Architect
	Consultant
	Director
	Duty Manager
	Manager
	National Events And Sponsorship
	Policy Analyst
	Project Officer
	Research Assistant
	Retail Assistant
	Solutions Manager
	Store Manager



First Major	Occupation
Computer Science	Supplier & Distributor Manager
	Territory Manager
	Software Engineer
Economics And Econometrics	Analyst
	Data Analyst
	Economic Analyst
	Executive Officer
	Policy Analyst
	Public Servant
	Research Assistant
	Residential Life Manager
Electrical And Electronic Engineering And Technology	Permit Officer
Environmental Studies	Team Member
Information Systems	Business Analyst
	ICT Manager
	Office Manager
	Project Officer
	Senior It Officer
	Systems Accountant
Language And Literature	Public Servant
Law	Analyst
	Consultant
	Lawyer
	Public Servant
Mathematical Sciences	Analyst
	Pricing Analyst
	Public Servant
Other Society and Culture	Research Assistant
Political Science And Policy Studies	Associate
	Consultant
	Marketing Executive
Sales And Marketing	Business Assistant
	Consultant
	Content Coordinator
	Library Research Assistant
	Market Research Analyst
	Marketing And Office Support
	Marketing, Advertising & Outreach
	Coordinator
	Retail Assistant
Studies In Human Society	

Table 11b: Full-time occupations of international graduates, by field of education (First Major listed by each graduate on their returned survey), 2015

First Major	Occupation
Accounting	Accountant Associate Auditor Financial Officer Grocery Worker Sales Assistant Special Projects Executive Store Manager Teller
Banking, Finance And Related Fields	Accountant Actuarial Analyst Administrator Analyst Associate Consultant Auditor Customer Service Assistant Insurer Junior FP&A Lecturer Loan Accounting Manager Member Of Financing Research Assistant Sales Officer Test Analyst Wait staff
Business And Management	Accountant Crew Member Financial Officer Lecturer Officer Professional Services Specialist Supervisor
Economics And Econometrics	Lecturer Research Analyst
Information Systems	Junior Planner Software Engineer
Law	Paralegal
Mathematical Sciences	Associate Lecturer
Sales And Marketing	Management Trainee

## Further Study

Twenty percent (20%) of CBE undergraduates have continued with further full-time study. See Table 12, 12A & 13.

Table 12: Further study activities by completed level of study, 2015

Further Study Activities	Level of Completed Study		
	Undergraduate	Postgraduate	Higher Degree Research
Further Full-time Study	20%	18%	0%
Further Part-time Study	13%	2%	13%
Not in Study/No Details	67%	79%	88%
<b>Grand Total</b>	<b>100%</b>	<b>100%</b>	<b>100%</b>

Table 12A: Further study activities by residency status and level of completed study, 2015

Residency Status	Level of Completed Study	Further Full-time Study	Further Part-time Study	Not in Study/No Details	Total
Australian	Undergraduate	16%	14%	70%	100%
	Postgraduate	8%	2%	90%	100%
	Higher Degree Research	0%	0%	100%	100%
<b>Australian Total</b>		<b>14%</b>	<b>11%</b>	<b>75%</b>	<b>100%</b>
Overseas	Undergraduate	29%	11%	60%	100%
	Postgraduate	23%	3%	75%	100%
	Higher Degree Research	0%	33%	67%	100%
<b>Overseas Total</b>		<b>24%</b>	<b>6%</b>	<b>69%</b>	<b>100%</b>
<b>Grand Total</b>		<b>19%</b>	<b>9%</b>	<b>73%</b>	<b>100%</b>

Table 13: Further full-time study levels, 2015

Further Study Activities	Further Study Level	Level of Completed Study			Total
		Undergraduate	Postgraduate	Higher Degree Research	
In further full-time study	Undergraduate	10%	1%	0%	6%
	Postgraduate	8%	15%	0%	11%
	Higher Degree Research	0%	2%	0%	1%
	Other	1%	0%	0%	1%
<b>In further full-time study Total</b>		<b>20%</b>	<b>18%</b>	<b>0%</b>	<b>19%</b>
<b>In further part-time study</b>		<b>13%</b>	<b>2%</b>	<b>13%</b>	<b>9%</b>
<b>Not in Study/No Details</b>		<b>67%</b>	<b>79%</b>	<b>88%</b>	<b>73%</b>
<b>Grand Total</b>		<b>100%</b>	<b>100%</b>	<b>100%</b>	<b>100%</b>

For further information about CBE graduate outcomes, please contact Bo Liu on (02) 6125 0728 or email [Bo.Liu@anu.edu.au](mailto:Bo.Liu@anu.edu.au)