



Australian  
National  
University

# Graduate Destination Report 2014

## ANU College of Law

Evaluations Team  
Planning and Performance Measurement  
The Australian National University  
Acton ACT 0200 Australia  
evaluations@anu.edu.au  
<http://unistats.anu.edu.au/surveys>

## ANU College of Law

The report was compiled using data from the 2014 Australian Graduate Survey (AGS) which captures information on the destination of ANU College of Law graduates at The Australian National University approximately four months after they have completed their program. This report can be used to give an indication of the numerous directions that graduates take after completing their degree. While the AGS obtains information about the start of graduates' career paths, it does not provide information on where they eventually find themselves in terms of life-long professions and objectives. Please note that completion of the AGS is voluntary and the statistics do not represent the entire body of students graduating for that year.

- A total of 473 graduates from the ANU College of Law (including combined programs) participated in the survey.
- 68% of undergraduate who were available for full-time work, were working full-time at the time of the survey.
- 86% of students completing postgraduate coursework, who were available for full-timework, were working full-time at the time of the survey.
- The overwhelming majority (92%) of full-time employed graduates were employed in Australia. Of those employed overseas, the greatest proportions were working in the United Kingdom and Hong Kong.
- Within 4 months after graduation, over half of the graduates (51%) reported being employed in the public sector versus the private (44%) or not-for-profit (4%) sectors.
- 34% of students completing undergraduate programs, were enrolled in further full-time study.
- Of those graduates working full-time, 75% were not seeking a new role, indicating good levels of job satisfaction.
- The average gross annual Australian starting salary for graduates of the college was \$58,579 for undergraduates (n=14), \$70,769 for postgraduate coursework (n=67).  
'n' indicates the number of responses
- Graduates relied on a broad range of methods to locate their employment including internet advertisement (31%), family or friends (13%).

Further information is available from:

Evaluations Team

Planning and Performance Measurement, ANU

[evaluations@anu.edu.au](mailto:evaluations@anu.edu.au)

<http://unistats.anu.edu.au/surveys/gds/>

## Introduction

This report was compiled using Australian National University data from the 2014 Australian Graduate Survey (AGS) which captured information on the destination of all 2013 ANU College of Law (COL) graduates approximately four months after completing their program of study.

A total of 473 graduates from COL participated in the survey. The following tables and charts provide more detailed information about the destinations of graduates from COL.

Table 1: Respondents by level of study to the AGS, 2014

Program Career	Respondents
Undergraduate	98
Postgraduate	372
Higher Degree Research	3
<b>Total</b>	<b>473</b>

## Employment Rates

Eighty-three percent (83%) of COL graduates, who were available for full-time employment, were working full-time at the time of the survey. See table 2 and 2A below:

Table 2: Employment Rates of graduates available for full-time employment, 2014

Employment Outcome (4 months after graduation)	Undergraduate	Postgraduate	Higher Degree Research	All Study Levels
In Full-time Employment	68%	86%	NA	83%
Seeking Full-time Employment	32%	14%	NA	17%
<b>Total</b>	<b>100%</b>	<b>100%</b>	<b>NA</b>	<b>100%</b>

Table 2A: Full-time employment rates by residency status and level of study, 2014

Residency	Program Career	Full-time Employment	Seeking Full-time Employment	Total
Australian	Undergraduate	73%	27%	100%
	Postgraduate	86%	14%	100%
	Higher Degree Research	NA	NA	NA
<b>Australian Total</b>		<b>84%</b>	<b>16%</b>	<b>100%</b>
Overseas	Undergraduate	33%	67%	100%
	Postgraduate	100%	0%	100%
<b>Overseas Total</b>		<b>67%</b>	<b>33%</b>	<b>100%</b>
<b>Grand Total</b>		<b>83%</b>	<b>17%</b>	<b>100%</b>

## Employment Location

Ninety-two percent of full-time employed COL graduates were employed in Australia (Table 3). For details of countries of employment, see Table 4.

Table 3: Locations of employment, by level of study, 2014

Residency	Program Career	No Details	Australian Employment	Overseas Employment	Total
Australian	Undergraduate	0%	97%	3%	100%
	Postgraduate	1%	93%	6%	100%
	Higher Degree Research	NA	NA	NA	NA
Australian Total		1%	93%	6%	100%
Overseas	Undergraduate	0%	100%	0%	100%
	Postgraduate	0%	33%	67%	100%
Overseas Total		0%	50%	50%	100%
<b>Grand Total</b>		<b>1%</b>	<b>92%</b>	<b>7%</b>	<b>100%</b>

Table 4: Countries of full-time employment, by level of study, 2014

Residency	Country of Employment	Undergraduate	Postgraduate	Higher Degree Research	Total
Australian	Australia	36	250	NA	288
	China (excludes SARs & Taiwan Province)		1		1
	East Timor		1		1
	England		2		2
	Ethiopia		1		1
	Lebanon		1		1
	Micronesia, Federated States of		1		1
	Netherlands	1	1		2
	New Zealand		1		1
	Singapore		1		1
	United Kingdom, nfd		4		4
	United States of America		1		1
	Australian Total		37	265	NA
Overseas	Australia	2	2		4
	Hong Kong (SAR of China)		3		3
	Singapore		1		1
Overseas Total		2	6		8
<b>Grand Total</b>		<b>39</b>	<b>271</b>	<b>NA</b>	<b>312</b>

## Employment Sectors

Approximately four months after graduation, over half of COL graduates (51%) reported being employed in the public sector, followed by the private sector 44%. See Chart 1.

Chart 1: Employment sectors of full-time employed graduates, by level of study, 2014

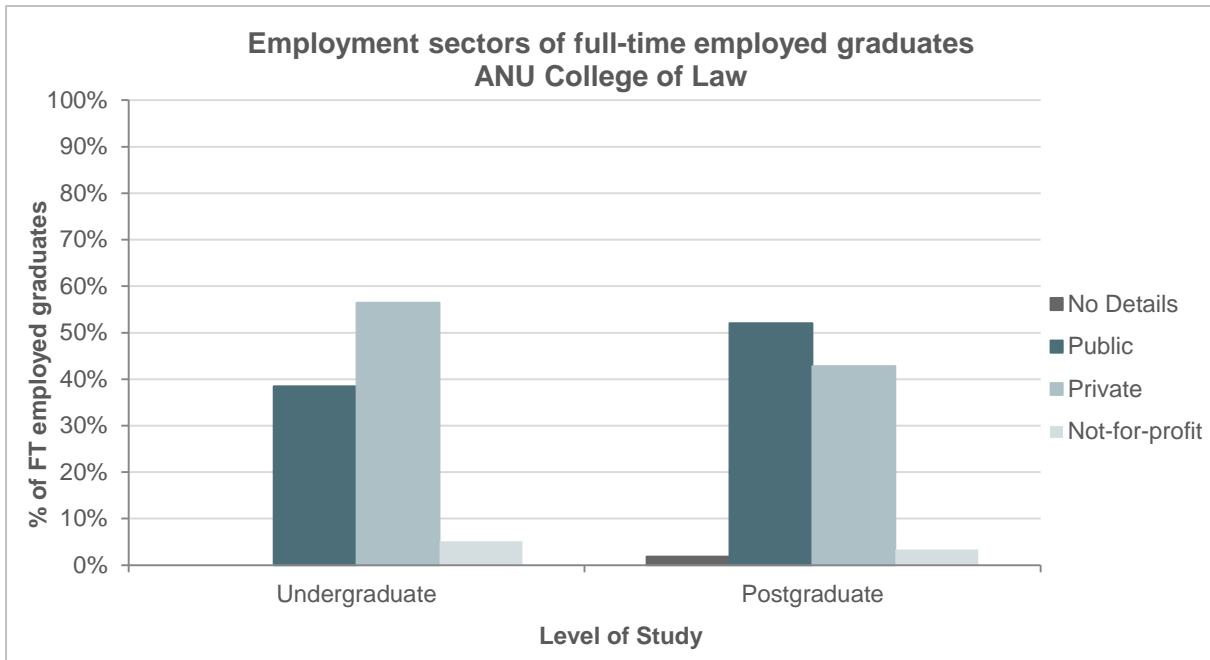


Chart 1a: Employment sectors of full-time employed domestic graduates, by level of study, 2014

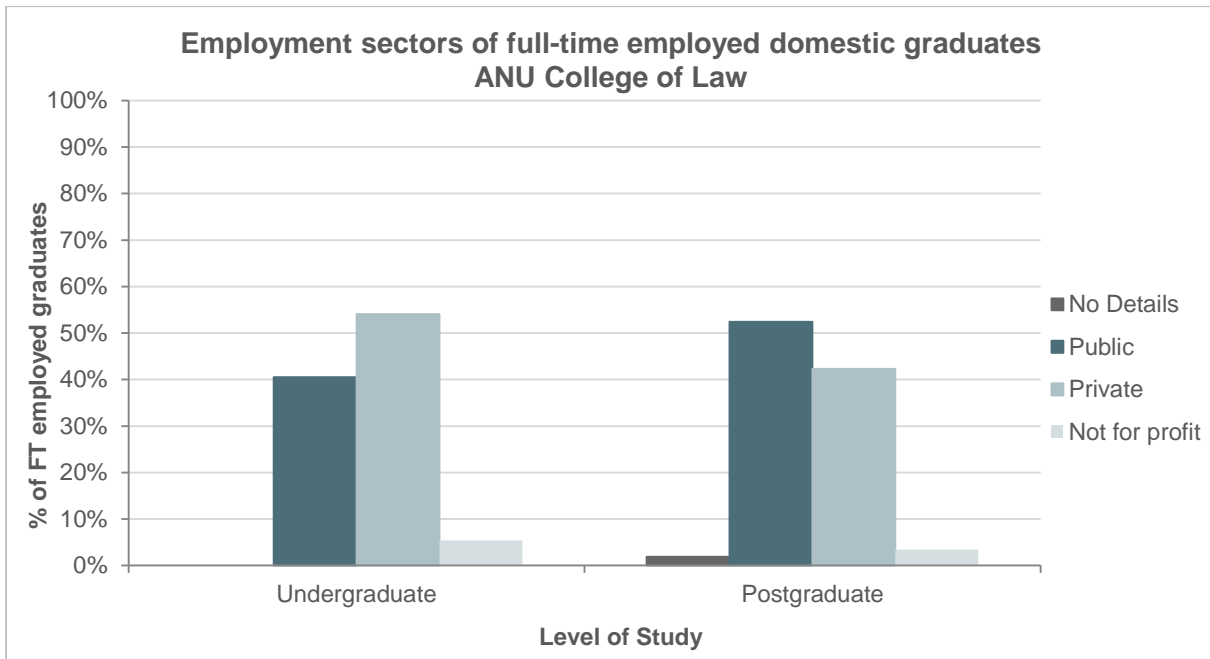
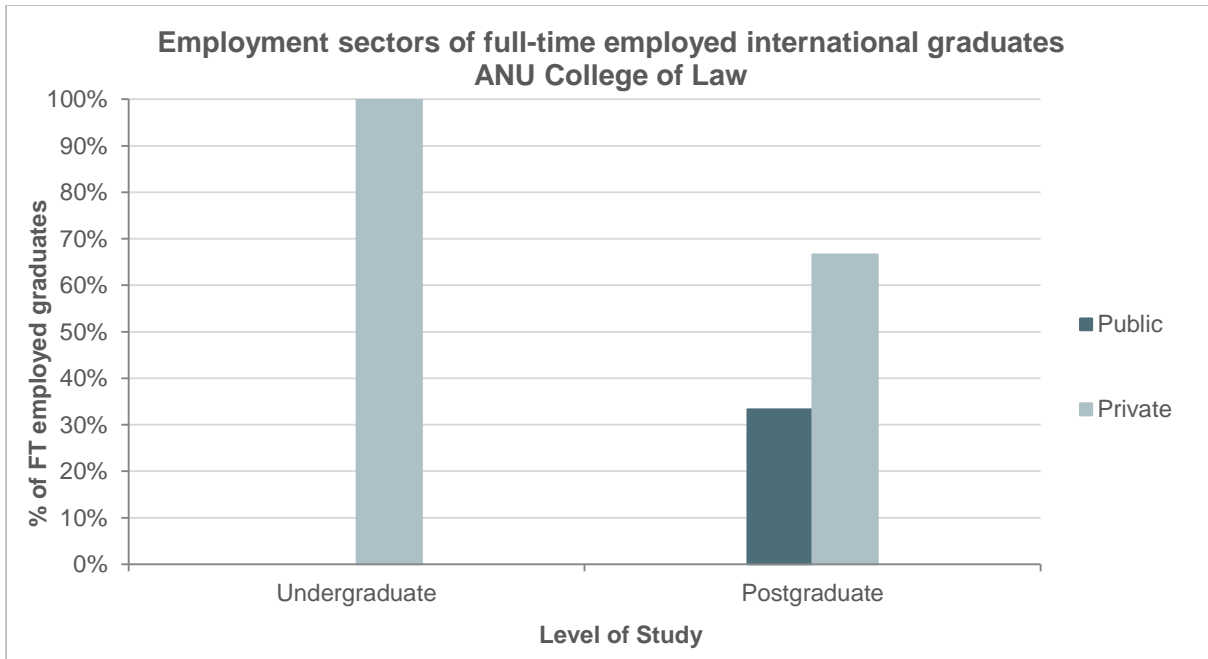


Chart 1b: Employment sectors of full-time employed international graduates, by level of study, 2014



### Job Satisfaction

When full-time employed COL graduates were asked if they were seeking a new job, seventy-five percent (75%) responded they were not, which may indicate fair levels of job satisfaction. See table 5:

Table 5: COL graduates in full-time employment seeking a new job, 2014

Seeking a new job	Undergraduate	Postgraduate	Higher Degree Research	Total
Yes	15%	25%	NA	24%
No	82%	74%	NA	75%
No Details	3%	1%	NA	1%
<b>Grand Total</b>	<b>100%</b>	<b>100%</b>	<b>NA</b>	<b>100%</b>

### Graduate Salaries

Most respondents working full-time in Australia provided their gross salary details. Eighty-one (81) respondents reported being in their first full-time job, with an average salary of \$58,579 for undergraduates, and \$70,769 for postgraduate coursework. Salaries for employment overseas have not been included, as currencies and wage scales and cost of living are not comparable between countries. See table 6 following.

Table 6: COL graduate salaries, full-time employment in Australia, 2014

Job History	Data	Undergraduate	Postgraduate	Higher Degree Research	Total
First Full-time Job	No. of Respondents	14	67	NA	81
	Average Salary	\$58,579	\$70,769	NA	\$68,662
Not First Full-time Job	No. of Respondents	18	154	NA	174
	Average Salary	\$68,617	\$77,594	NA	\$76,779
<b>Total Respondents</b>		<b>32</b>	<b>221</b>	<b>NA</b>	<b>255</b>
<b>Total Average of Salary</b>		<b>\$64,225</b>	<b>\$75,525</b>	<b>NA</b>	<b>\$74,201</b>

## Job Search Methods

Thirty-one percent (31%) of COL graduates in full-time employment found their current job via internet advertisements. The next most successful job methods were family and friends. See Chart 2 and Table 7:

Chart 2: Successful job search methods of COL graduates, 2014

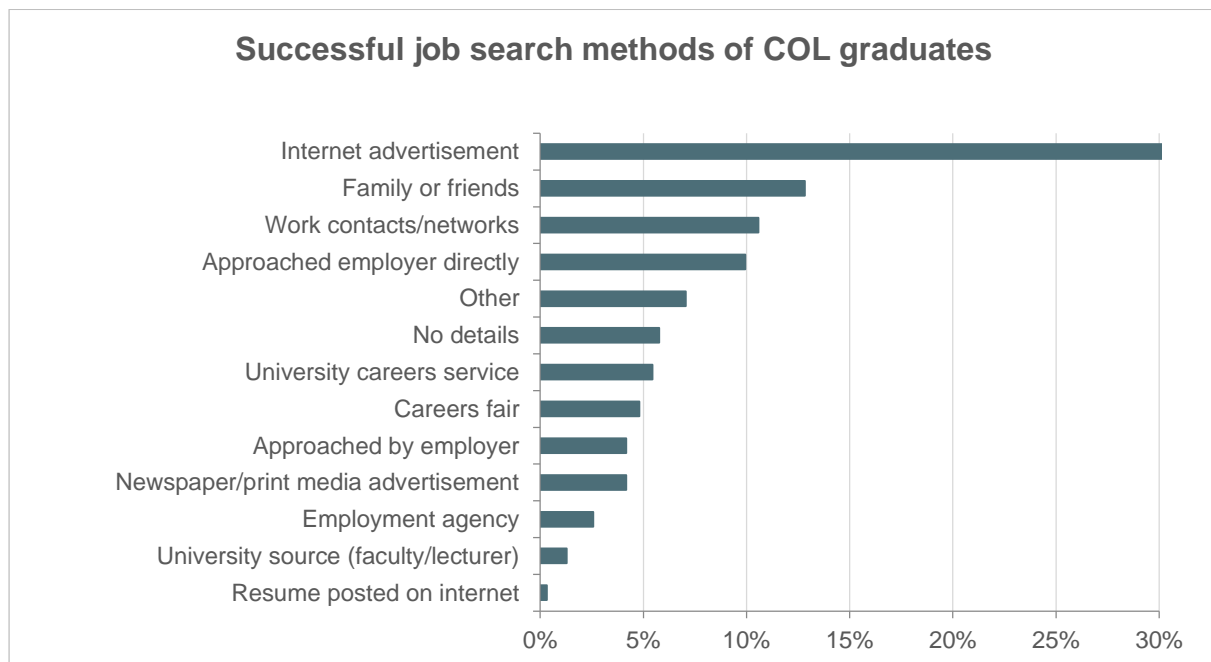


Table 7: Successful job search methods of COL graduates, 2014

Successful Job Search Methods	Undergraduate	Postgraduate	Higher Degree Research	All study Levels
Internet advertisement	41%	30%	NA	31%
Family or friends	8%	14%	NA	13%
Work contacts/networks	8%	11%	NA	11%
Approached employer directly	8%	10%	NA	10%
Other	13%	6%	NA	7%
No details	0%	7%	NA	6%
University careers service	5%	6%	NA	5%
Careers fair	13%	4%	NA	5%
Approached by employer	3%	4%	NA	4%
Newspaper/print media advertisement	0%	5%	NA	4%
Employment agency	0%	3%	NA	3%
University source (faculty/lecturer)	3%	1%	NA	1%
Resume posted on internet	0%	0%	NA	0%
<b>Grand Total</b>	<b>100%</b>	<b>100%</b>	<b>NA</b>	<b>100%</b>

## Industries

The top employment industries for COL full-time employed graduates are indicated in Table 8 and Chart 3 following. Table 8a shows domestic graduates and table 8b shows international graduates top 10 employment industries.

Chart 3: Top five Industries employing COL graduates, 2014

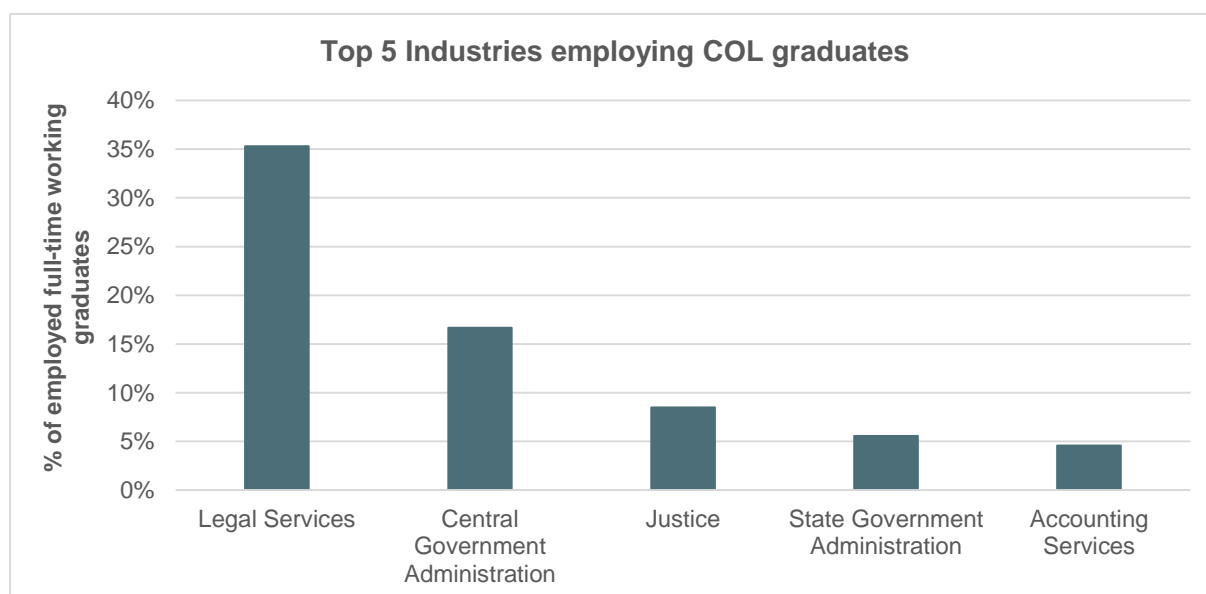




Table 8: Full-time employment industries for COL graduates, 2014

Industry Description	%
Legal Services	35%
Central Government Administration (i.e. Federal Government)	17%
Justice	8%
State Government Administration	6%
Accounting Services	5%
Regulatory Services	4%
Defence	3%
Higher Education	2%
Management and Related Consulting Services	2%
Civic, Professional and Other Interest Group Services	2%
Public Administration	2%
Public Order and Safety Services	1%
Cafes, Restaurants and Takeaway Food Services	1%
Local Government Administration	1%
Government Representation	1%
Auxiliary Finance and Investment Services	1%
Newspaper, Periodical, Book and Directory Publishing	1%
Technical and Vocational Education and Training	1%
Air and Space Transport	1%
Other Social Assistance Services	1%
Allied Health Services	1%
Depository Financial Intermediation	1%
Clothing, Footwear and Personal Accessory Retailing	1%
Engineering Design and Engineering Consulting Services	1%
Computer System Design and Related Services	1%

Table 8a: Top 10 full-time employment industries for COL domestic graduates, 2014

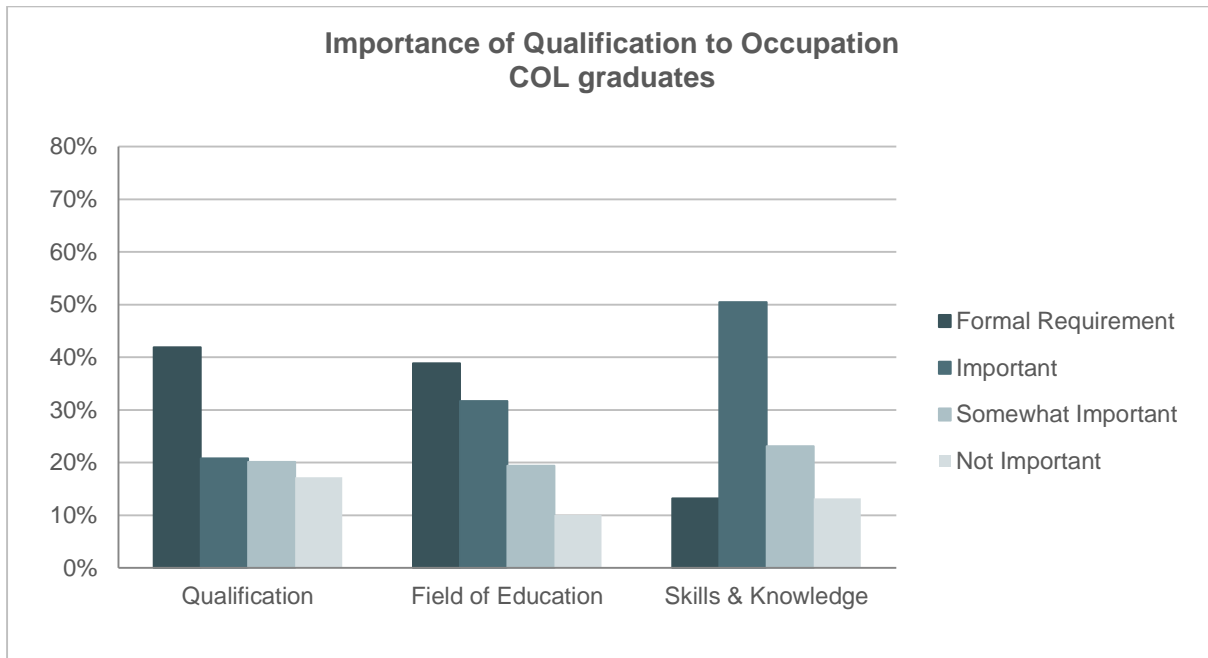
Industry Description	Total
Legal Services	35%
Central Government Administration (i.e. Federal Government)	17%
Justice	9%
State Government Administration	6%
Accounting Services	4%
Regulatory Services	4%
Defence	3%
Management and Related Consulting Services	2%
Higher Education	2%
Civic, Professional and Other Interest Group Services	2%

Table 8b: Top 10 full-time employment industries for COL international graduates, 2014

Industry Description	Total
Legal Services	63%
Higher Education	13%
Accounting Services	13%
Computer System Design and Related Services	13%

The chart below indicates the importance COL graduates thought of their qualification once in full-time employment. Sixty-three percent (63%) of graduates thought their qualification were either important or a formal requirement or their employment.

Chart 4: Importance of qualification, field and skills in full-time employment, 2014



## Employers

In Table 9 below are the employers of COL graduates by level of study, compiled from the 2014 survey.

Table 9: Main Employers of COL full-time employed graduates, 2014

Program Career	Employer
<b>Undergraduate</b>	Ashurst Australia
	Ernst & Young
	Australian Government Solicitor
	Gilbert + Tobin Lawyers
<b>Postgraduate</b>	Attorney-General's Department
	Australian Defence

Program Career	Employer
	Department of Immigration and Border Protection
	Australian Government
	Department of the Environment
	The Treasury
	Australian Government Solicitor
	Pricewaterhouse Coopers
	Ernst & Young
	Minter Ellison Lawyers
	Australian Taxation Office
	Department of Human Services
	Allen & Overy
	Moray & Agnew Lawyers
	Qantas Airways
	Department of Social Services
	Self-employed
	Department of Foreign Affairs and Trade
	Department of Health
	The Australian National University
	University of Tasmania
	Australian Communications and Media Authority
	Department of Industry
	Westpac Banking Corporation

Many ANU graduates complete combined degrees; hence the wide range of first listed majors, that may or may not be associated with this college. To preserve anonymity of individuals some majors with limited employers have been aggregated to the Other category.

Table 10: Full-time employer by first major (field of education), listed by each graduate on their returned survey, for COL graduates, 2014

First Major	Employer
Law	A J Gallagher Solicitor
	ACT Government
	ACT Human Rights Commission
	ACT Legislative Assembly
	ACT Magistrates Court
	ACT Public Service
	Active Migration Australia
	Administrative Appeals Tribunal
	Allen & Overy
	Aoxin Global Pty Ltd
	Ashurst Australia
	Attorney-General's Department
	AusAID

First Major	Employer
	AUss One
	Australia Immigration Group
	Australian Agency for International Development
	Australian Communications and Media Authority
	Australian Defence
	Australian Fisheries Management Authority
	Australian Government
	Australian Government Solicitor
	Australian Maritime Safety Authority
	Australian Nursing Federation Industrial Union of Workers
	Australian Securities and Investments Commission
	Australian Taxation Office
	Baker and McKenzie
	Beames and Associates
	Benchmark Conveyancing Lawyers
	Blue Sky Alternative Investment LTD
	Boettcher Law
	Bradley Allen Love
	Bridge Brideaux Solicitors
	Civil Aviation Safety Authority
	Collins Food Group
	Commonwealth Director of Public Prosecutions
	Commonwealth Superannuation Corporation
	Communities@Work
	Compass group
	County Court Victoria
	Craddock Murray Newman Lawyers
	Cawford legal
	Cubed communications
	CWK Dental Services
	Department of Education and Early Childhood Develop
	Department of Foreign Affairs and Trade
	Department of Health
	Department of Human Services
	Department of Immigration and Border Protection
	Department of Industry
	Department of Infrastructure and Regional Development
	Department of Justice Victoria
	Department of Justice, Tasmania
	Department of parliamentary Services
	Department of Planning, Transport and Infrastructure
	Department of Social Services
	Department of the Environment
	Department of the House of Representatives

First Major	Employer
	Department State Development, Business Innovation
	Dept. of Immigration
	Dept. of Veterans Affairs
	DIAC
	DIICCSRTE
	Dimond Family Lawyers
	District court NSW
	DLA Piper Australia
	DMAW Lawyers
	DPP
	Ducan Basheer Hannon Lawyers
	Duncan Basheer Hannon Lawyers
	Edwards Wildman Palmer UK LLP
	Employers and manufacturers association
	Ernst & Young
	Essen Lawyers
	Eureka Operations
	Experience Australia
	Fair Work Ombudsman
	Family Court of Australia
	Farrar Gesini Dunn
	Federal Court of Australia
	Fragomen (Australia) Pty Ltd
	Gajic Lawyers
	Givoni & Migration Plus
	Glassons
	Government of SA
	Government of Western Australia
	Hague Conference on Private International Law
	Hall & Wilcox
	Henry Davis York
	Hill and Rommery
	Home Migration Services P/L
	Hoy + McCormack
	Hunt and Hunt
	I'm not telling you
	Integrated Health Information Systems Pte Ltd
	James Cook International
	Kelly & Co Lawyers
	Kelly Legal
	Kenworthy Bruce Lawyers
	Kimberley - Clark
	King & Company
	Kosrae island resource management authority
	KPMG

First Major	Employer
	Legal Aid ACT
	Legal Aid Western Australia
	Legal Services Commission of SA
	LexisNexis Pacific
	Lieschke & Weatherill Lawyers
	Logicamms
	M&M Migration
	Macquarie Group
	Macquarie Legal Centre
	Maddocks
	Maitland City Council
	Mason Westover Homburg
	Maurice Blackburn Lawyers
	Mazengard Family Lawyers
	Mellor Olsson Lawyers
	Migration Solutions
	Milliner Consultants
	Mineral Resources Division - South Australian Govt
	Minter Ellison Lawyers
	MIR Lawyers
	Monadelphous KT Pty Ltd
	Moray & Agnew Lawyers
	Moulis Legal
	Murdoch Spinks Solicitors
	Native Title Services Victoria Ltd
	Nevin Lenne & Gross
	Nic Soltani Migration
	Nomura Singapore Limited
	Norman Waterhouse Lawyers
	Northern Territory Government
	Northern Territory Legal Aid Commission
	Norton Rose Fulbright
	Norton Rose Fulbright Australia
	NSW Crown Solicitors Office
	NSW Department of Family and Community Services
	NSW Department of Premier and Cabinet
	NSW Government
	NSW Police Force
	NSW Trade & Investment
	Office of the Commonwealth DPP
	Office of the Fair Work Ombudsman
	O'Loughlins Lawyers
	Ombudman SA
	Our Dream Migration Service
	Peninsula College of Beauty Therapy PTY LTD

First Major	Employer
	Pinnacle People
	Power and Bennett Lawyers
	Pricewaterhouse Coopers
	Professional Migration Consultants
	Property Law Solutions
	Qantas Airways
	QLD Corrective Services
	Queensland Health
	Redfern Legal Centre
	Rees R & Sydney Jones
	Robbins Watson Solicitors
	Royal college of Speech and Language Therapy
	Russell Kennedy Solicitors
	Ryan Commercial lawyers
	SA department of Premier and Cabinet
	SBS
	Scottish Public Services Ombudsman
	Sekkon Lawyers
	Self-employed
	Shire of Boddington
	Smith and Nephew Surgical
	Supreme Court of NSW
	supreme court of Queensland
	Supreme Court of Western Australia
	TAMRAG
	Telstra Corporation Limited
	Tetlow Tigwell Watch
	The Australian National University
	The Hills Shire Council
	THE Nous Group
	The Treasury
	Therapeutic Goods Administration
	Tim Clarke & Co Lawyers
	Tony Hannebery Lawyers
	Undisclosed
	United CPA & Co
	United Nations High Commissioner for Refugees
	universal measurement systems pty ltd
	University of Tasmania
	University of Hong Kong
	UQ Union
	Victoria Legal Aid
	Victoria Police
	Victorian Department of Justice
	Victorian Government Solicitor's Office

First Major	Employer
	Visa bureau ltd Welfare rights and legal centre limited WA Police Service Westpac Banking Corporation Wilkinson & Girst WorkCover QLD Zaparas Lawyers
Political Science And Policy Studies	ACT Government Ashurst Australia Attorney-General's Department Department of Finance Department of Health Department of Immigration and Border Protection Fairfax Media Gilbert + Tobin Lawyers Strategy& (formerly Booz & Company) United Nations High Commissioner for Human Rights Victorian Office of Public Prosecutions
Studies In Human Society	Department of Social Services Ernst & Young Gillian Beaumont Legal Property Council of Australia
Other, including:	Ashurst Australia
-Accounting	Bayley and Associates Pty Ltd
-Banking, Finance And Related Fields	DibbsBarker
-Behavioural Science	Legal Aid ACT
-Economics And Econometrics	Microsoft Australia
-Justice and Law Enforcement	Pricewaterhouse Coopers
-Language And Literature	Qantas Airways
-Performing Arts	

Table 11a: Full-time occupation by field of education (First Major listed by each graduate on their returned survey), for COL domestic graduates, 2014

First Major	Occupation
Accounting	Transfer Pricing Consultant
Banking, Finance And Related Fields	Marketer
Behavioural Science	Legal Secretary
Economics And Econometrics	Senior Office Administrator
Justice and Law Enforcement	Airline Pilot
Language And Literature	Graduate Lawyer
Law	A/g Director
	Account executive
	Accountant



First Major	Occupation
	Administration Officer
	Administrative assistant
	Administrator
	Advisor
	Analyst
	Analyst/Administrator
	Archives Clerk
	Assistant director
	Assistant Manager
	Associate
	Associate (Solicitor)
	Associate Lecturer
	Associate to a Judge
	Associate to Supreme Court Justice
	B747 Pilot
	Branch Manager
	Building Surveyor
	Case Management Support Officer
	Case Manager
	Case Officer
	Commercial Legal Adviser
	Commercial Manager
	Complaints Officer
	Consultant
	Contract Specialist
	Contracts Administrator
	Contracts and Tenders Manager
	Coordinator Court Mandated Diversion Program
	Counsel
	Director Human Resources
	Director
	director of finance
	Director, Recruitment
	Education advocate
	Electrical Engineer
	Employer advisor
	environmental lawyer - volunteer
	Environmental Officer
	Evaluation Officer
	Executive assistant
	Executive Director
	Fair Work Infoline Adviser
	Food and Beverage Attendant
	General Manager
	Government Lawyer
	Graduate Administrative Assistant

First Major	Occupation
	Graduate Advisor
	Graduate Lawyer
	Graduate project officer
	Graduate Solicitor
	HR/OSH Officer
	Human Rights Legal and Policy Adviser
	Import Manager and Migration Agent
	International Student Support
	Investment Operations Analyst
	Judges associate
	Junior Solicitor
	Law Clerk
	Law graduate
	Law Graduate / Lawyer
	Law Officer
	Lawyer
	Group Corporate
	Lawyer/Investigator
	Lecturer
	Legal Adviser
	Legal Advisor then Lawyer
	Legal Advisor
	Legal and Legislation Officer
	Legal Associate
	Legal Associate to the Deputy Chief Justice
	Legal Intern
	Legal Officer
	Legal Personal Assistant
	Legal Policy Officer
	Legal Researcher
	Manager
	Manager, Global Mobility, Recognition & Benefits
	Managing Editor
	Migration Agent
	Migration Assistant
	Naval Officer
	Paralegal
	Police Prosecutor
	Policy Adviser
	Policy analyst
	Policy Officer
	Policy Officer/Paralegal
	Principal
	Process Engineer
	Producer
	Professional Development assistant

First Major	Occupation
	Program Coordinator
	Project Engineer
	Project manager
	Project Officer
	Prosecutor
	Public Affairs Officer
	Public Servant
	Receptionist
	Registered Migration Agent
	Reporting Officer (Field Operations)
	Research Officer
	Research Services Manager
	Researcher
	Restaurant Manager
	Senior Adviser/Manager
	Senior Lawyer
	Senior Legal Officer
	Senior Policy Officer
	Site Manager
	Solicitor
	Solicitor and Barrister
	Solicitor and Migration Agent
	Tax Accountant
	Tax Consultant
	Tipstaff
	Trade and Investment Manager
	Tribunal President
	Utility
Performing Arts	Client Services Officer & Paralegal
Political Science And Policy Studies	Budget Officer
	Country Officer
	Graduate
	Graduate Lawyer
	Graduate Lawyer
	Legal Protection assistant
	Legal Trainee
	Management Consultant
	Policy Officer
	Researcher
Studies In Human Society	Associate Legal Consultant
	Consultant
	Membership Services Officer
	Quality Reviewer

Table 11b: Full-time occupation by field of education (First Major listed by each graduate on their returned survey), for COL international graduates, 2014

First Major	Occupation
Law	Audit Junior
	Graduate Law Clerk
	Law graduate
	Lawyer
	Legal Officer
	Litigation paralegal
	Senior Legal Counsel

## Further Study

Thirty-four percent (34%) of COL undergraduates have continued with further full-time study. See tables 12, 12A & 13.

Table 12: Further study activities by completed level of study, 2014

Further Study Activities	Undergraduate	Postgraduate	Higher Degree Research
Further Full-time Study	34%	8%	NA
Further Part-time Study	23%	11%	NA
Not in Study/No Details	43%	81%	NA
<b>Grand Total</b>	<b>100%</b>	<b>100%</b>	<b>NA</b>

Table 12A: Further study activities by residency status and level of completed study, 2014

Residency Status	Level of Completed Study	Further Full-time Study	Further Part-time Study	Not in Study/No Details	Total
Australian	Undergraduate	35%	23%	42%	100%
	Postgraduate	7%	11%	81%	100%
	Higher Degree Research	0%	0%	100%	100%
<b>Australian Total</b>		<b>13%</b>	<b>13%</b>	<b>74%</b>	<b>100%</b>
Overseas	Undergraduate	27%	27%	45%	100%
	Postgraduate	25%	25%	50%	100%
<b>Overseas Total</b>		<b>26%</b>	<b>26%</b>	<b>47%</b>	<b>100%</b>
<b>Grand Total</b>		<b>13%</b>	<b>14%</b>	<b>73%</b>	<b>100%</b>

Table 13: Further full-time study levels, 2014

Further Study Activities	Further Study Level	Undergraduate	Postgraduate	Higher Degree Research	Total
In further full-time study	Undergraduate	14%	1%	NA	3%
	Postgraduate	18%	6%	NA	8%
	Higher Degree Research	0%	2%	NA	1%
	Other	1%	0%	NA	0%
<b>In further full-time study Total</b>		<b>34%</b>	<b>8%</b>	<b>NA</b>	<b>13%</b>
<b>In further part-time study</b>		<b>23%</b>	<b>11%</b>	<b>NA</b>	<b>14%</b>
<b>Not in Study/No Details</b>		<b>43%</b>	<b>81%</b>	<b>NA</b>	<b>73%</b>
<b>Grand Total</b>		<b>100%</b>	<b>100%</b>	<b>NA</b>	<b>100%</b>

For further information about COL graduate outcomes, please contact Bo Liu on (02) 6125 0728 or email [Bo.Liu@anu.edu.au](mailto:Bo.Liu@anu.edu.au)